

STATEMENT OF APPROPRIATIONS, ALLOTMENTS, OBLIGATIONS, DISBURSEMENTS AND BALANCES  
As of the Quarter Ending December 31, 2016

FAR No. 1

Department: Department of Budget and Management (DBM)  
Agency: Office of the Secretary  
Operating Unit: All  
Organization Code (UACS): 060010000000  
Fund Cluster: 03 - Special Account - Locally Funded

Authorization: 01 - Current Year Appropriations

Particulars	UACS CODE	Appropriation			Allotments					Current Year Obligations					Current Year Disbursements					Balances				
		Authorized Appropriation	Adjustments (Transfer To)/From, Realignment	Adjusted Appropriation	Allotments Received	Adjustments (Withdrawal, Realignment)	Transfer To	Transfer From	Adjusted Total Allotments	1st Quarter	2nd Quarter	3rd Quarter	4th Quarter	Total	1st Quarter	2nd Quarter	3rd Quarter	4th Quarter	Total	Unreleased Appropriations	Unobligated Allotment	Unpaid Obligations		
										Ending	Ending	Ending	Ending		Ending	Ending	Ending	Ending				Ending	Ending	(15-20) = Due and Demandable
1	2	3	4	5=(3+4)	6	7	8	9	10=[(6+(-)7)-8+9]	11	12	13	14	15=(11+12+13+14)	16	17	18	19	20=(16+17+18+19)	21=(5-10)	22=(10-15)	23	24	
ii. Automatic Appropriations			6,562,179.00	6,562,179.00	6,562,179.00				6,562,179.00				6,562,179.00	6,562,179.00				6,562,179.00	6,562,179.00					
Military Camps Sales Proceeds	3104107		6,562,179.00	6,562,179.00	6,562,179.00				6,562,179.00				6,562,179.00	6,562,179.00				6,562,179.00	6,562,179.00					
Department of Budget and Management (DBM)	600000000000		6,562,179.00	6,562,179.00	6,562,179.00				6,562,179.00				6,562,179.00	6,562,179.00				6,562,179.00	6,562,179.00					
Office of the Secretary	600100000000		6,562,179.00	6,562,179.00	6,562,179.00				6,562,179.00				6,562,179.00	6,562,179.00				6,562,179.00	6,562,179.00					
National Capital Region (NCR)	600100000000		6,562,179.00	6,562,179.00	6,562,179.00				6,562,179.00				6,562,179.00	6,562,179.00				6,562,179.00	6,562,179.00					
Regional Office - NCR	60010300013		6,562,179.00	6,562,179.00	6,562,179.00				6,562,179.00				6,562,179.00	6,562,179.00				6,562,179.00	6,562,179.00					
MOOE			6,562,179.00	6,562,179.00	6,562,179.00				6,562,179.00				6,562,179.00	6,562,179.00				6,562,179.00	6,562,179.00					
GRAND TOTAL			6,562,179.00	6,562,179.00	6,562,179.00				6,562,179.00				6,562,179.00	6,562,179.00				6,562,179.00	6,562,179.00					
PS			6,562,179.00	6,562,179.00	6,562,179.00				6,562,179.00				6,562,179.00	6,562,179.00				6,562,179.00	6,562,179.00					
MOOE			6,562,179.00	6,562,179.00	6,562,179.00				6,562,179.00				6,562,179.00	6,562,179.00				6,562,179.00	6,562,179.00					
FinEX																								
CO																								

Certified Correct:

*Ed Pangilinan*  
EDEN D. PANGILINAN  
Chief Budget Division

Certified Correct:

*Esperanza Q. Ignacio*  
ESPERANZA Q. IGNACIO  
Chief Accounting Division

Recommended By:

*Dolores E. Galura*  
DOLORES E. GALURA  
Director, Finance Service

Approved By:

*Agnes Joy G. Bailen*  
ATTY. AGNES JOY G. BAILEN  
Undersecretary

SUMMARY OF APPROPRIATIONS, ALLOTMENTS, OBLIGATIONS AND BALANCES BY OBJECT OF EXPENDITURES  
As of the Quarter Ending December 31, 2016

Department: Department of Budget and Management (DBM)  
Agency: Office of the Secretary  
Operating Unit: All  
Organization Code (UACS): 060010000000  
Fund Cluster: 03 - Special Account - Locally Funded

Authorization: 01 - Current Year Appropriations

Particulars	UACS CODE	Appropriation			Allotments					Current Year Obligations					Current Year Disbursements					Balances						
		Authorized Appropriation	Adjustments (To)/From, Realignment	Adjusted Appropriations	Allotments Received	Adjustments (Withdrawal, Realignment)	Transfer To	Transfer From	Adjusted Total Allotments	1st Quarter	2nd Quarter	3rd Quarter	4th Quarter	Total	1st Quarter	2nd Quarter	3rd Quarter	4th Quarter	Total	Unreleased Appropriations	Unobligated Allotment	Unpaid Obligations				
										Ending	Ending	Ending	Ending		Ending	Ending	Ending	Ending				Ending	Ending	(15-20) = (23+24)	Due and Demandable	Not Yet Due and Demandable
10=[(6+(-)7)-8+9]	11	12	13	14	15=(11+12+13+14)	16	17	18	19	20=(16+17+18+19)	21=(5-10)	22=(10-15)	23	24												
II. Automatic Appropriations			6,562,179.00	6,562,179.00	6,562,179.00			6,562,179.00					6,562,179.00	6,562,179.00				6,562,179.00	6,562,179.00							
Military Camps Sales Proceeds	3104107		6,562,179.00	6,562,179.00	6,562,179.00			6,562,179.00					6,562,179.00	6,562,179.00				6,562,179.00	6,562,179.00							
Department of Budget and Management (DBM)	60000000000		6,562,179.00	6,562,179.00	6,562,179.00			6,562,179.00					6,562,179.00	6,562,179.00				6,562,179.00	6,562,179.00							
Secretary	60010000000		6,562,179.00	6,562,179.00	6,562,179.00			6,562,179.00					6,562,179.00	6,562,179.00				6,562,179.00	6,562,179.00							
National Capital Region (NCR)	60010000000		6,562,179.00	6,562,179.00	6,562,179.00			6,562,179.00					6,562,179.00	6,562,179.00				6,562,179.00	6,562,179.00							
Regional Office - NCR	60010300013		6,562,179.00	6,562,179.00	6,562,179.00			6,562,179.00					6,562,179.00	6,562,179.00				6,562,179.00	6,562,179.00							
GRAND TOTAL			6,562,179.00	6,562,179.00	6,562,179.00			6,562,179.00					6,562,179.00	6,562,179.00				6,562,179.00	6,562,179.00							

Certified Correct:

Certified Correct:

Recommended By:

Approved By:

*Eden D. Pangilinan*

EDEN D. PANGILINAN  
Chief Budget Division

*Esperanza Q. Ignacio*

ESPERANZA Q. IGNACIO  
Chief Accounting Division

*Dolores Elgailura*  
DOLORES ELGAILURA  
Director, Finance Service

*Atty. Agnes Joyce G. Bailen*  
ATTY. AGNES JOYCE G. BAILEN  
Undersecretary


LIST OF ALLOTMENTS AND SUB-ALLOTMENTS  
As of the Quarter Ending December 31, 2016

Department: Department of Budget and Management  
Agency: Office of the Secretary  
Operating Unit: All  
Organization Code (UACS): 060010000000  
Fund Cluster: 03 - Special Account - Locally Funded

Authorization: 01 - Current Year Appropriations

No.	Allotments / Sub-Allotments		Funding Source		Allotments					Sub-Allotment to Regions/Operating Units					Total Allotments / Net of Sub-allotments				
	Number	Date	Description	UACS Code	PS	MOOE	CO	FINE X	Total 10=(6+7+8+9 )	PS	MOOE	CO	FINEX	Total 15=(11+12+13+14)	PS	MOOE	CO	FINE X	Total 20=(16+17+18+19 )
1	2	3	4	5	6	7	8	9		11	12	13	14	15	16	17	18	19	20
	A. Allotments received from DBM																		
	National Capital Region (NCR)					6,562,179			6,562,179							6,562,179			6,562,179
	Regional Office - NCR					6,562,179			6,562,179							6,562,179			6,562,179
	SARO-NCR-16-0032994	11/22/2016	Military Camps Sales Proceeds	3104107		6,562,179			6,562,179						6,562,179			6,562,179	
	Sub-total					6,562,179			6,562,179						6,562,179			6,562,179	
	Total Allotments					6,562,179			6,562,179						6,562,179			6,562,179	
			Summary by Funding Source Code:																
			Military Camps Sales Proceeds	3104107		6,562,179			6,562,179						6,562,179			6,562,179	

Certified Correct:

  
EDEN D. PANGLINAN  
Chief Budget Division

STATEMENT OF APPROPRIATIONS, ALLOTMENTS, OBLIGATIONS, DISBURSEMENTS AND BALANCES  
As of the Quarter Ending December 31, 2016

Department: Department of Budget and Management (DBM)  
Agency: Office of the Secretary  
Operating Unit: Central Office  
Organization Code (UACS): 060010100000  
Fund Cluster: 04 - Special Account - Foreign Assisted/Grant

Authorization: 01 - Current Year Appropriations

Particulars	UACS CODE	Appropriation			Allotments			Current Year Obligations					Current Year Disbursements				Balances		Unpaid Obligations				
		Authorized Appropriation	Adjustments (Transfer To)/From, Realignment	Adjusted Appropriations	Allotments Received	Adjustments (Withdrawal, Realignment)	Transfer To	Transfer From	Adjusted Total Allotments	1st Quarter	2nd Quarter	3rd Quarter	4th Quarter	Total	1st Quarter	2nd Quarter	3rd Quarter	4th Quarter	Total	Unreleased Appropriations	Unobligated Allotment	(15-20) = (23+24)	
										Ending	Ending	Ending	Ending		Ending	Ending	Ending	Ending				Ending	Ending
1	2	3	4	5=(3+4)	6	7	8	9	10=({(8+)-7)-8+9}	11	12	13	14	15=(11+12+13+14)	16	17	18	19	20=(16+17+18+19)	21=(5-10)	22=(10-15)	23	24
II. Automatic Appropriations			2,908,125.00	2,908,125.00		2,908,125.00			2,908,125.00		438,751.15			438,751.15		383,281.15	5,970.00	49,500.00	438,751.15		2,469,373.85		
Germany	4104161		2,908,125.00	2,908,125.00		2,908,125.00			2,908,125.00		438,751.15			438,751.15		383,281.15	5,970.00	49,500.00	438,751.15		2,469,373.85		
Operations	3000000000		2,908,125.00	2,908,125.00		2,908,125.00			2,908,125.00		438,751.15			438,751.15		383,281.15	5,970.00	49,500.00	438,751.15		2,469,373.85		
MFO 1: BUDGET POLICY	3010000000		2,908,125.00	2,908,125.00		2,908,125.00			2,908,125.00		438,751.15			438,751.15		383,281.15	5,970.00	49,500.00	438,751.15		2,469,373.85		
Fiscal policy research, budget planning and programming, including provision of technical secretariat services to the Development Budget Coordination Committee (DBCC)	101003010100000		2,908,125.00	2,908,125.00		2,908,125.00			2,908,125.00		438,751.15			438,751.15		383,281.15	5,970.00	49,500.00	438,751.15		2,469,373.85		
Department of Budget and	60000000000		2,908,125.00	2,908,125.00		2,908,125.00			2,908,125.00		438,751.15			438,751.15		383,281.15	5,970.00	49,500.00	438,751.15		2,469,373.85		
Office of the Secretary	60010000000		2,908,125.00	2,908,125.00		2,908,125.00			2,908,125.00		438,751.15			438,751.15		383,281.15	5,970.00	49,500.00	438,751.15		2,469,373.85		
National Capital Region (NCR)	60010000000		2,908,125.00	2,908,125.00		2,908,125.00			2,908,125.00		438,751.15			438,751.15		383,281.15	5,970.00	49,500.00	438,751.15		2,469,373.85		
Central Office	60010100000		2,908,125.00	2,908,125.00		2,908,125.00			2,908,125.00		438,751.15			438,751.15		383,281.15	5,970.00		389,251.15		2,469,373.85		
MOOE			2,116,125.00	2,116,125.00		2,116,125.00			2,116,125.00		72,630.43			72,630.43		66,660.43	5,970.00		72,630.43		2,043,494.57		
CO			792,000.00	792,000.00		792,000.00			792,000.00		366,120.72			366,120.72		316,620.72		49,500.00	366,120.72		425,879.28		
GRAND TOTAL			2,908,125.00	2,908,125.00		2,908,125.00			2,908,125.00		438,751.15			438,751.15		383,281.15	5,970.00	49,500.00	438,751.15		2,469,373.85		
PS																							
MOOE			2,116,125.00	2,116,125.00		2,116,125.00			2,116,125.00		72,630.43			72,630.43		66,660.43	5,970.00		72,630.43		2,043,494.57		
FmEX																							
CO			792,000.00	792,000.00		792,000.00			792,000.00		366,120.72			366,120.72		316,620.72		49,500.00	366,120.72		425,879.28		

Certified Correct:  
*Eden Pangilinan*  
EDEN D. PANGILINAN  
Chief Administrative Officer

Certified Correct:  
*Esperanza Q. Ignacio*  
ESPERANZA Q. IGNACIO  
Chief Accountant

Recommended by:  
*Dolores E. Galura*  
DOLORES E. GALURA  
Director, Finance Service

Approved By:  
*Atty. Asnes Joyce G. Bailen*  
ATTY. ASNES JOYCE G. BAILEN  
Undersecretary



















STATEMENT OF APPROPRIATIONS, ALLOTMENTS, OBLIGATIONS, DISBURSEMENTS AND BALANCES  
As of the Quarter Ending December 31, 2016

Department: Department of Budget and Management (DBM)  
Agency: Office of the Secretary  
Operating Unit: All  
Organization Code (UACS): 06001000000  
Fund Cluster: 01 - Regular Agency Fund

Authorization: 01 - Current Year Appropriations

Particulars	UACS CODE	Appropriation			Allotments					Current Year Obligations				
		Authorized Appropriation	Adjustments (To)/From, Realignment)	Adjusted Appropriations	Allotments Received	Adjustments (Withdrawal, Realignment)	Trans- fer To	Trans- fer From	Adjusted Total Allotments	1st Quarter Ending 31-Mar	2nd Quarter Ending 30-Jun	3rd Quarter Ending Sept. 30	4th Quarter Ending Dec. 31	Total
1	2	3	4	5=(3+4)	6	7	8	9	10=[(6+(-7))-8+9]	11	12	13	14	15=(11+12+13+14)
Support to Operations	200000000	1,663,000.00	98,979.00	1,761,979.00	1,663,000.00	98,979.00			1,761,979.00	440,680.52	443,987.19	432,644.21	444,664.97	1,761,976.89
Budget and Management Support Services	2000100000	1,663,000.00	98,979.00	1,761,979.00	1,663,000.00	98,979.00			1,761,979.00	440,680.52	443,987.19	432,644.21	444,664.97	1,761,976.89
Legal services	101002000100001	485,000.00	151,273.00	636,273.00	485,000.00	151,273.00			636,273.00	150,203.44	143,379.19	174,754.37	167,935.23	636,272.23
PS		485,000.00	151,273.00	636,273.00	485,000.00	151,273.00			636,273.00	150,203.44	143,379.19	174,754.37	167,935.23	636,272.23
Information and communications technology systems services	103002000100002	604,000.00	(66,558.00)	537,442.00	604,000.00	(66,558.00)			537,442.00	120,120.08	127,255.04	150,539.69	139,526.25	537,441.06
PS		604,000.00	(66,558.00)	537,442.00	604,000.00	(66,558.00)			537,442.00	120,120.08	127,255.04	150,539.69	139,526.25	537,441.06
Training and information services	103002000100003	574,000.00	14,264.00	588,264.00	574,000.00	14,264.00			588,264.00	170,357.00	173,352.96	107,350.15	137,203.49	588,263.60
PS		574,000.00	14,264.00	588,264.00	574,000.00	14,264.00			588,264.00	170,357.00	173,352.96	107,350.15	137,203.49	588,263.60
Operations	300000000	22,532,000.00	1,951,871.00	24,483,871.00	22,532,000.00	1,951,871.00			24,483,871.00	5,829,212.82	6,615,684.85	6,361,376.70	5,599,589.84	24,405,864.21
MFO 1: BUDGET POLICY ADVISORY SERVICES	301000000	829,000.00	140,985.00	969,985.00	829,000.00	140,985.00			969,985.00	230,060.61	238,716.07	254,988.72	246,219.12	969,984.52
Fiscal policy research, budget planning and programming, including provision of technical secretariat services to the Development Budget Coordination Committee (DBCC)	101003010100000	829,000.00	140,985.00	969,985.00	829,000.00	140,985.00			969,985.00	230,060.61	238,716.07	254,988.72	246,219.12	969,984.52
PS		829,000.00	140,985.00	969,985.00	829,000.00	140,985.00			969,985.00	230,060.61	238,716.07	254,988.72	246,219.12	969,984.52
MFO 2: BUDGET MANAGEMENT SERVICES	302000000	13,952,000.00	1,422,302.00	15,374,302.00	13,952,000.00	1,422,302.00			15,374,302.00	3,714,405.80	4,232,912.76	3,965,867.34	3,416,580.23	15,329,766.13
Planning, management and monitoring of the annual budget program	101003020100000	1,378,000.00	276,167.00	1,654,167.00	1,378,000.00	276,167.00			1,654,167.00	406,273.52	425,845.57	413,516.68	408,530.88	1,654,166.65
PS		1,378,000.00	276,167.00	1,654,167.00	1,378,000.00	276,167.00			1,654,167.00	406,273.52	425,845.57	413,516.68	408,530.88	1,654,166.65
Evaluation, release and monitoring of funding requirements and organization, staffing and compensation proposals of National Government Agencies, including State Universities and Colleges, GOCCs and LGUs	101003020200000	12,574,000.00	1,146,135.00	13,720,135.00	12,574,000.00	1,146,135.00			13,720,135.00	3,308,132.28	3,807,067.19	3,552,350.66	3,008,049.35	13,675,599.48
Region I - Ilocos	60010000000	416,000.00	49,379.00	465,379.00	416,000.00	49,379.00			465,379.00	72,260.18	177,243.71	129,813.12	86,061.91	465,378.92
Regional Office - I	60010300001	416,000.00	49,379.00	465,379.00	416,000.00	49,379.00			465,379.00	72,260.18	177,243.71	129,813.12	86,061.91	465,378.92
PS		416,000.00	49,379.00	465,379.00	416,000.00	49,379.00			465,379.00	72,260.18	177,243.71	129,813.12	86,061.91	465,378.92
Region II - Cagayan Valley	60010000000	481,000.00		481,000.00	481,000.00				481,000.00	118,408.97	118,794.97	176,595.41	67,200.65	481,000.00
Regional Office - II	60010300002	481,000.00		481,000.00	481,000.00				481,000.00	118,408.97	118,794.97	176,595.41	67,200.65	481,000.00
PS		481,000.00		481,000.00	481,000.00				481,000.00	118,408.97	118,794.97	176,595.41	67,200.65	481,000.00
Region III - Central Luzon	60010000000	459,000.00		459,000.00	459,000.00				459,000.00	114,476.04	128,624.37	128,815.20	87,084.39	459,000.00
Regional Office - III	60010300003	459,000.00		459,000.00	459,000.00				459,000.00	114,476.04	128,624.37	128,815.20	87,084.39	459,000.00
PS		459,000.00		459,000.00	459,000.00				459,000.00	114,476.04	128,624.37	128,815.20	87,084.39	459,000.00
Region IVA - CALABARZON	60010000000	411,000.00		411,000.00	411,000.00				411,000.00	124,655.01	110,899.82	116,369.07	59,075.62	410,999.52
Regional Office - IVA	60010300004	411,000.00		411,000.00	411,000.00				411,000.00	124,655.01	110,899.82	116,369.07	59,075.62	410,999.52
PS		411,000.00		411,000.00	411,000.00				411,000.00	124,655.01	110,899.82	116,369.07	59,075.62	410,999.52
Region V - Bicol	60010000000	401,000.00		401,000.00	401,000.00				401,000.00	83,664.18	98,867.04	96,781.68	112,564.85	391,877.75
Regional Office V	60010300005	401,000.00		401,000.00	401,000.00				401,000.00	83,664.18	98,867.04	96,781.68	112,564.85	391,877.75
PS		401,000.00		401,000.00	401,000.00				401,000.00	83,664.18	98,867.04	96,781.68	112,564.85	391,877.75
Region VI - Western Visayas	60010000000	524,000.00		524,000.00	524,000.00				524,000.00	86,000.00	174,989.26	174,596.94	86,977.28	522,563.48
Regional Office VI	60010300006	524,000.00		524,000.00	524,000.00				524,000.00	86,000.00	174,989.26	174,596.94	86,977.28	522,563.48
PS		524,000.00		524,000.00	524,000.00				524,000.00	86,000.00	174,989.26	174,596.94	86,977.28	522,563.48
Region VII - Central Visayas	60010000000	449,000.00		449,000.00	449,000.00				449,000.00	101,989.99	107,779.38	102,426.45	128,909.23	441,105.05
Regional Office VII	60010300007	449,000.00		449,000.00	449,000.00				449,000.00	101,989.99	107,779.38	102,426.45	128,909.23	441,105.05
PS		449,000.00		449,000.00	449,000.00				449,000.00	101,989.99	107,779.38	102,426.45	128,909.23	441,105.05

19 EOP



STATEMENT OF APPROPRIATIONS, ALLOTMENTS, OBLIGATIONS, DISBURSEMENTS AND BALANCES  
As of the Quarter Ending December 31, 2016

Department: Department of Budget and Management (DBM)  
Agency: Office of the Secretary  
Operating Unit: All  
Organization Code (UACS): 060010000000  
Fund Cluster: 01 - Regular Agency Fund

Authorization: 01 - Current Year Appropriations

Particulars	UACS CODE	Appropriation			Allotments					Current Year Obligations				
		Authorized Appropriation	Adjustments (To)/From, Realignment)	Adjusted Appropriations	Allotments Received	Adjustments (Withdrawal), Realignment)	Transfer To	Transfer From	Adjusted Total Allotments	1st Quarter Ending 31-Mar	2nd Quarter Ending 30-Jun	3rd Quarter Ending Sept. 30	4th Quarter Ending Dec. 31	Total
1	2	3	4	5=(3+4)	6	7	8	9	10=[(6+(-7))-8+9]	11	12	13	14	15=(11+12+13+14)
Region II - Cagayan Valley	6001000000	111,000.00		111,000.00	111,000.00				111,000.00	53,830.59	53,944.04	3,225.37		111,000.00
Regional Office - II	6001030002	111,000.00		111,000.00	111,000.00				111,000.00	53,830.59	53,944.04	3,225.37		111,000.00
PS		111,000.00		111,000.00	111,000.00				111,000.00	53,830.59	53,944.04	3,225.37		111,000.00
Region III - Central Luzon	6001000000	212,000.00		212,000.00	212,000.00				212,000.00	64,121.64	71,072.59	67,365.36	9,440.41	212,000.00
Regional Office - III	6001030003	212,000.00		212,000.00	212,000.00				212,000.00	64,121.64	71,072.59	67,365.36	9,440.41	212,000.00
PS		212,000.00		212,000.00	212,000.00				212,000.00	64,121.64	71,072.59	67,365.36	9,440.41	212,000.00
Region IVA - CALABARZON	6001000000	214,000.00		214,000.00	214,000.00				214,000.00	32,873.79	47,528.50	49,872.45	83,725.26	214,000.00
Regional Office - IVA	6001030004	214,000.00		214,000.00	214,000.00				214,000.00	32,873.79	47,528.50	49,872.45	83,725.26	214,000.00
PS		214,000.00		214,000.00	214,000.00				214,000.00	32,873.79	47,528.50	49,872.45	83,725.26	214,000.00
Region V - Bicol	6001000000	230,000.00		230,000.00	230,000.00				230,000.00	61,128.78	66,185.20	50,391.72	48,779.76	226,485.46
Regional Office V	6001030005	230,000.00		230,000.00	230,000.00				230,000.00	61,128.78	66,185.20	50,391.72	48,779.76	226,485.46
PS		230,000.00		230,000.00	230,000.00				230,000.00	61,128.78	66,185.20	50,391.72	48,779.76	226,485.46
Region VI - Western Visayas	6001000000	176,000.00		176,000.00	176,000.00				176,000.00	28,888.52	106,048.92	41,062.56		176,000.00
Regional Office VI	6001030006	176,000.00		176,000.00	176,000.00				176,000.00	28,888.52	106,048.92	41,062.56		176,000.00
PS		176,000.00		176,000.00	176,000.00				176,000.00	28,888.52	106,048.92	41,062.56		176,000.00
Region VII - Central Visayas	6001000000	163,000.00		163,000.00	163,000.00				163,000.00	66,012.48	71,663.77	25,323.75		163,000.00
Regional Office VII	6001030007	163,000.00		163,000.00	163,000.00				163,000.00	66,012.48	71,663.77	25,323.75		163,000.00
PS		163,000.00		163,000.00	163,000.00				163,000.00	66,012.48	71,663.77	25,323.75		163,000.00
Region VIII - Eastern Visayas	6001000000	188,000.00		188,000.00	188,000.00				188,000.00	33,400.58	67,910.42	50,926.76	35,762.24	188,000.00
Regional Office VIII	6001030008	188,000.00		188,000.00	188,000.00				188,000.00	33,400.58	67,910.42	50,926.76	35,762.24	188,000.00
PS		188,000.00		188,000.00	188,000.00				188,000.00	33,400.58	67,910.42	50,926.76	35,762.24	188,000.00
Region IX - Zamboanga Peninsula	6001000000	202,000.00		202,000.00	202,000.00				202,000.00			103,955.10	92,272.32	196,227.42
Regional Office IX	6001030009	202,000.00		202,000.00	202,000.00				202,000.00			103,955.10	92,272.32	196,227.42
PS		202,000.00		202,000.00	202,000.00				202,000.00			103,955.10	92,272.32	196,227.42
Region X - Northern Mindanao	6001000000	187,000.00		187,000.00	187,000.00				187,000.00	29,896.56	29,953.20	29,981.52	78,838.46	168,669.74
Regional Office X	6001030010	187,000.00		187,000.00	187,000.00				187,000.00	29,896.56	29,953.20	29,981.52	78,838.46	168,669.74
PS		187,000.00		187,000.00	187,000.00				187,000.00	29,896.56	29,953.20	29,981.52	78,838.46	168,669.74
Region XI - Davao	6001000000	204,000.00		204,000.00	204,000.00				204,000.00	34,180.32	84,478.68	61,067.16	24,273.84	204,000.00
Regional Office XI	6001030011	204,000.00		204,000.00	204,000.00				204,000.00	34,180.32	84,478.68	61,067.16	24,273.84	204,000.00
PS		204,000.00		204,000.00	204,000.00				204,000.00	34,180.32	84,478.68	61,067.16	24,273.84	204,000.00
Region XII - SOCCSKSARGEN	6001000000	162,000.00		162,000.00	162,000.00				162,000.00	43,495.56	31,653.36	47,480.04	33,921.10	156,550.06
Regional Office - XII	6001030012	162,000.00		162,000.00	162,000.00				162,000.00	43,495.56	31,653.36	47,480.04	33,921.10	156,550.06
PS		162,000.00		162,000.00	162,000.00				162,000.00	43,495.56	31,653.36	47,480.04	33,921.10	156,550.06
National Capital Region (NCR)	6001000000	3,542,000.00	(53,128.00)	3,488,872.00	3,542,000.00	(53,128.00)			3,488,872.00	875,809.20	855,069.33	881,834.94	876,155.67	3,488,869.14
Central Office	6001010000	3,310,000.00	(53,128.00)	3,256,872.00	3,310,000.00	(53,128.00)			3,256,872.00	810,105.36	796,882.89	825,937.74	823,943.15	3,256,869.14
PS		3,310,000.00	(53,128.00)	3,256,872.00	3,310,000.00	(53,128.00)			3,256,872.00	810,105.36	796,882.89	825,937.74	823,943.15	3,256,869.14
Regional Office - NCR	6001030013	232,000.00		232,000.00	232,000.00				232,000.00	65,703.84	58,186.44	55,897.20	52,212.52	232,000.00
PS		232,000.00		232,000.00	232,000.00				232,000.00	65,703.84	58,186.44	55,897.20	52,212.52	232,000.00
Cordillera Administrative Region (CAR)	6001000000	202,000.00		202,000.00	202,000.00				202,000.00		45,006.12	135,018.36	21,975.52	202,000.00
Regional Office - CAR	6001030014	202,000.00		202,000.00	202,000.00				202,000.00		45,006.12	135,018.36	21,975.52	202,000.00
PS		202,000.00		202,000.00	202,000.00				202,000.00		45,006.12	135,018.36	21,975.52	202,000.00

*Handwritten initials and marks:* "My", "EOP", and a circled "C".





STATEMENT OF APPROPRIATIONS, ALLOTMENTS, OBLIGATIONS, DISBURSEMENTS AND BALANCES  
As of the Quarter Ending December 31, 2016

Department: Department of Budget and Management (DBM)  
Agency: Office of the Secretary  
Operating Unit: All  
Organization Code (UACS): 060010000000  
Fund Cluster: 01 - Regular Agency Fund

Authorization: 01 - Current Year Appropriations

Particulars	UACS CODE	Appropriation			Allotments					Current Year Obligations				
		Authorized Appropriation	Adjustments (Transfer (To)/From, Realignment)	Adjusted Appropriations	Allotments Received	Adjustments (Withdrawal, Realignment)	Transfer To	Transfer From	Adjusted Total Allotments	1st Quarter Ending 31-Mar	2nd Quarter Ending 30-Jun	3rd Quarter Ending Sept. 30	4th Quarter Ending Dec. 31	Total
1	2	3	4	5=(3+4)	6	7	8	9	10=[(6+(-)7)-8+9]	11	12	13	14	15=(11+12+13+14)
Region VI - Western Visayas	6001000000		152,500.00	152,500.00	152,500.00				152,500.00				152,000.00	152,000.00
Regional Office VI	6001030006		152,500.00	152,500.00	152,500.00				152,500.00				152,000.00	152,000.00
PS			152,500.00	152,500.00	152,500.00				152,500.00				152,000.00	152,000.00
Region VII - Central Visayas	6001000000		130,000.00	130,000.00	130,000.00				130,000.00				130,000.00	130,000.00
Regional Office VII	6001030007		130,000.00	130,000.00	130,000.00				130,000.00				130,000.00	130,000.00
PS			130,000.00	130,000.00	130,000.00				130,000.00				130,000.00	130,000.00
Region VIII - Eastern Visayas	6001000000		153,500.00	153,500.00	153,500.00				153,500.00				153,500.00	153,500.00
Regional Office VIII	6001030008		153,500.00	153,500.00	153,500.00				153,500.00				153,500.00	153,500.00
PS			153,500.00	153,500.00	153,500.00				153,500.00				153,500.00	153,500.00
Region IX - Zamboanga Peninsula	6001000000		148,500.00	148,500.00	148,500.00				148,500.00				148,500.00	148,500.00
Regional Office IX	6001030009		148,500.00	148,500.00	148,500.00				148,500.00				148,500.00	148,500.00
PS			148,500.00	148,500.00	148,500.00				148,500.00				148,500.00	148,500.00
Region X - Northern Mindanao	6001000000		139,000.00	139,000.00	139,000.00				139,000.00				139,000.00	139,000.00
Regional Office X	6001030010		139,000.00	139,000.00	139,000.00				139,000.00				139,000.00	139,000.00
PS			139,000.00	139,000.00	139,000.00				139,000.00				139,000.00	139,000.00
Region XI - Davao	6001000000		141,500.00	141,500.00	141,500.00				141,500.00				141,500.00	141,500.00
Regional Office XI	6001030011		141,500.00	141,500.00	141,500.00				141,500.00				141,500.00	141,500.00
PS			141,500.00	141,500.00	141,500.00				141,500.00				141,500.00	141,500.00
Region XII - SOCCSKSARGEN	6001000000		155,000.00	155,000.00	155,000.00				155,000.00				155,000.00	155,000.00
Regional Office - XII	6001030012		155,000.00	155,000.00	155,000.00				155,000.00				155,000.00	155,000.00
PS			155,000.00	155,000.00	155,000.00				155,000.00				155,000.00	155,000.00
National Capital Region (NCR)	6001000000		6,334,100.00	6,334,100.00	6,334,100.00				6,334,100.00				6,324,100.00	6,324,100.00
Central Office	6001010000		6,189,100.00	6,189,100.00	6,189,100.00				6,189,100.00				6,179,100.00	6,179,100.00
PS			6,189,100.00	6,189,100.00	6,189,100.00				6,189,100.00				6,179,100.00	6,179,100.00
Regional Office - NCR	6001030013		145,000.00	145,000.00	145,000.00				145,000.00				145,000.00	145,000.00
PS			145,000.00	145,000.00	145,000.00				145,000.00				145,000.00	145,000.00
Cordillera Administrative Region (CAR)	6001000000		194,000.00	194,000.00	194,000.00				194,000.00				194,000.00	194,000.00
Regional Office - CAR	6001030014		194,000.00	194,000.00	194,000.00				194,000.00				194,000.00	194,000.00
PS			194,000.00	194,000.00	194,000.00				194,000.00				194,000.00	194,000.00
Region XIII - CARAGA	6001000000		130,000.00	130,000.00	130,000.00				130,000.00				130,000.00	130,000.00
Regional Office - XIII	6001030016		130,000.00	130,000.00	130,000.00				130,000.00				130,000.00	130,000.00
PS			130,000.00	130,000.00	130,000.00				130,000.00				130,000.00	130,000.00
Region IVB - MIMAROPA	6001000000		125,000.00	125,000.00	125,000.00				125,000.00				125,000.00	125,000.00
Regional Office - IVB	6001030017		125,000.00	125,000.00	125,000.00				125,000.00				125,000.00	125,000.00
PS			125,000.00	125,000.00	125,000.00				125,000.00				125,000.00	125,000.00
For Payment of Other Personnel Benefits	10300907060000		1,390,393.00	1,390,393.00	1,390,393.00				1,390,393.00		1,388,981.00		1,432.00	1,390,393.00
Region I - Ilocos	6001000000		703,017.00	703,017.00	703,017.00				703,017.00		703,017.00			703,017.00
Regional Office - I	6001030001		703,017.00	703,017.00	703,017.00				703,017.00		703,017.00			703,017.00
PS			703,017.00	703,017.00	703,017.00				703,017.00		703,017.00			703,017.00
Region XIII - CARAGA	6001000000		687,376.00	687,376.00	687,376.00				687,376.00		685,944.00		1,432.00	687,376.00
Regional Office - XIII	6001030016		687,376.00	687,376.00	687,376.00				687,376.00		685,944.00		1,432.00	687,376.00
PS			687,376.00	687,376.00	687,376.00				687,376.00		685,944.00		1,432.00	687,376.00

*Handwritten initials and signature:* M, EAP, and a circled mark.





STATEMENT OF APPROPRIATIONS, ALLOTMENTS, OBLIGATIONS, DISBURSEMENTS AND BALANCES  
As of the Quarter Ending December 31, 2016

Department: Department of Budget and Management (DBM)  
Agency: Office of the Secretary  
Operating Unit: All  
Organization Code (UACS): 060010000000  
Fund Cluster: 01 - Regular Agency Fund

Authorization: 01 - Current Year Appropriations

Particulars	UACS CODE	Appropriation			Allotments					Current Year Obligations				
		Authorized Appropriation	Adjustments (To)/From, Realignment)	Adjusted Appropriations	Allotments Received	Adjustments (Withdrawal, Realignment)	Transfer To	Transfer From	Adjusted Total Allotments	1st Quarter Ending 31-Mar	2nd Quarter Ending 30-Jun	3rd Quarter Ending Sept. 30	4th Quarter Ending Dec. 31	Total
1	2	3	4	5=(3+4)	6	7	8	9	10=[(6+(-7))-8+9]	11	12	13	14	15=(11+12+13+14)
Region X - Northern Mindanao	6001000000		770,767.00	770,767.00	770,767.00				770,767.00				770,766.26	770,766.26
Regional Office X	60010300010		770,767.00	770,767.00	770,767.00				770,767.00				770,766.26	770,766.26
PS			770,767.00	770,767.00	770,767.00				770,767.00				770,766.26	770,766.26
Region XI - Davao	6001000000		1,636,401.00	1,636,401.00	1,636,401.00				1,636,401.00	320,222.00	1,025,465.00	154,994.00	135,720.00	1,636,401.00
Regional Office XI	60010300011		1,636,401.00	1,636,401.00	1,636,401.00				1,636,401.00	320,222.00	1,025,465.00	154,994.00	135,720.00	1,636,401.00
PS			1,636,401.00	1,636,401.00	1,636,401.00				1,636,401.00	320,222.00	1,025,465.00	154,994.00	135,720.00	1,636,401.00
Region XII - SOCCSKSARGEN	6001000000		1,598,880.00	1,598,880.00	1,598,880.00				1,598,880.00	180,435.00	1,146,674.00	262,821.00	8,950.00	1,598,880.00
Regional Office - XII	60010300012		1,598,880.00	1,598,880.00	1,598,880.00				1,598,880.00	180,435.00	1,146,674.00	262,821.00	8,950.00	1,598,880.00
PS			1,589,930.00	1,589,930.00	1,589,930.00				1,589,930.00	180,435.00	1,146,674.00	262,821.00		1,589,930.00
MOOE			8,950.00	8,950.00	8,950.00				8,950.00				8,950.00	8,950.00
National Capital Region (NCR)	6001000000		11,803,671.00	11,803,671.00	11,803,671.00				11,803,671.00	424,500.96	7,626,549.05	3,051,696.68	700,914.67	11,803,660.36
Central Office	60010100000		9,639,989.00	9,639,989.00	9,639,989.00				9,639,989.00	167,390.46	6,773,598.95	2,698,993.94		9,639,983.35
PS			9,639,989.00	9,639,989.00	9,639,989.00				9,639,989.00	167,390.46	6,773,598.95	2,698,993.94		9,639,983.35
Regional Office - NCR	60010300013		2,163,682.00	2,163,682.00	2,163,682.00				2,163,682.00	257,110.50	852,950.10	352,701.74	700,914.67	2,163,677.01
PS			2,060,204.00	2,060,204.00	2,060,204.00				2,060,204.00	257,110.50	852,950.10	352,701.74	597,437.08	2,060,199.42
MOOE			103,478.00	103,478.00	103,478.00				103,478.00				103,477.59	103,477.59
Cordillera Administrative Region (CAR)	6001000000		1,063,337.00	1,063,337.00	1,063,337.00				1,063,337.00			258,081.00	805,256.00	1,063,337.00
Regional Office - CAR	60010300014		1,063,337.00	1,063,337.00	1,063,337.00				1,063,337.00			258,081.00	805,256.00	1,063,337.00
MOOE			1,063,337.00	1,063,337.00	1,063,337.00				1,063,337.00			258,081.00	805,256.00	1,063,337.00
Region XIII - CARAGA	6001000000		84,187.00	84,187.00	84,187.00				84,187.00				84,187.00	84,187.00
Regional Office - XIII	60010300016		84,187.00	84,187.00	84,187.00				84,187.00				84,187.00	84,187.00
MOOE			84,187.00	84,187.00	84,187.00				84,187.00				84,187.00	84,187.00
Region IVB - MIMAROPA	6001000000		1,384,760.00	1,384,760.00	1,384,760.00				1,384,760.00	810,679.00		574,081.00		1,384,760.00
Regional Office - IVB	60010300017		1,384,760.00	1,384,760.00	1,384,760.00				1,384,760.00	810,679.00		574,081.00		1,384,760.00
PS			1,384,760.00	1,384,760.00	1,384,760.00				1,384,760.00	810,679.00		574,081.00		1,384,760.00
For payment of monetization of leave credits	103009080400000		33,037,731.00	33,037,731.00	33,037,731.00				33,037,731.00	3,149,325.90	8,232,019.69	8,375,620.02	13,280,754.74	33,037,720.35
Region I - Ilocos	6001000000		2,712,225.00	2,712,225.00	2,712,225.00				2,712,225.00	161,973.90	2,550,248.91			2,712,222.81
Regional Office - I	60010300001		2,712,225.00	2,712,225.00	2,712,225.00				2,712,225.00	161,973.90	2,550,248.91			2,712,222.81
PS			162,502.00	162,502.00	162,502.00				162,502.00		162,501.35			162,501.35
MOOE			2,549,723.00	2,549,723.00	2,549,723.00				2,549,723.00	161,973.90	2,387,747.56			2,549,721.46
Region III - Central Luzon	6001000000		3,796,926.00	3,796,926.00	3,796,926.00				3,796,926.00	733,177.00	1,027,191.00		2,036,558.00	3,796,926.00
Regional Office - III	60010300003		3,796,926.00	3,796,926.00	3,796,926.00				3,796,926.00	733,177.00	1,027,191.00		2,036,558.00	3,796,926.00
PS			3,067,451.00	3,067,451.00	3,067,451.00				3,067,451.00	733,177.00	1,027,191.00		1,307,083.00	3,067,451.00
MOOE			729,475.00	729,475.00	729,475.00				729,475.00				729,475.00	729,475.00
Region V - Bicol	6001000000		201,700.00	201,700.00	201,700.00				201,700.00				201,700.00	201,700.00
Regional Office V	60010300005		201,700.00	201,700.00	201,700.00				201,700.00				201,700.00	201,700.00
MOOE			201,700.00	201,700.00	201,700.00				201,700.00				201,700.00	201,700.00
Region VI - Western Visayas	6001000000		827,005.00	827,005.00	827,005.00				827,005.00		432,090.50	394,912.14		827,002.64
Regional Office VI	60010300006		827,005.00	827,005.00	827,005.00				827,005.00		432,090.50	394,912.14		827,002.64
PS			219,455.00	219,455.00	219,455.00				219,455.00		219,454.14			219,454.14
MOOE			607,550.00	607,550.00	607,550.00				607,550.00		212,636.36	394,912.14		607,548.50

Handwritten initials and marks at the bottom right of the page.

STATEMENT OF APPROPRIATIONS, ALLOTMENTS, OBLIGATIONS, DISBURSEMENTS AND BALANCES  
As of the Quarter Ending December 31, 2018

Department: Department of Budget and Management (DBM)  
Agency: Office of the Secretary  
Operating Unit: All  
Organization Code (UACS): 060010000000  
Fund Cluster: 01 - Regular Agency Fund

Authorization: 01 - Current Year Appropriations

Particulars	UACS CODE	Appropriation			Allotments					Current Year Obligations				
		Authorized Appropriation	Adjustments (To)/From, Realignment)	Adjusted Appropriations	Allotments Received	Adjustments (Withdrawal, Realignment)	Transfer To	Transfer From	Adjusted Total Allotments	1st Quarter Ending 31-Mar	2nd Quarter Ending 30-Jun	3rd Quarter Ending Sept. 30	4th Quarter Ending Dec. 31	Total
1	2	3	4	5=(3+4)	6	7	8	9	10={6+(-)7-8+9}	11	12	13	14	15=(11+12+13+14)
Region VII - Central Visayas	60010000000		3,922,723.00	3,922,723.00	3,922,723.00				3,922,723.00	287,992.00	666,477.23	1,982,746.07	985,506.00	3,922,721.30
Regional Office VII	60010300007		3,922,723.00	3,922,723.00	3,922,723.00				3,922,723.00	287,992.00	666,477.23	1,982,746.07	985,506.00	3,922,721.30
PS			2,651,996.00	2,651,996.00	2,651,996.00				2,651,996.00	287,992.00	666,477.23	1,697,525.07		2,651,994.30
MOOE			1,270,727.00	1,270,727.00	1,270,727.00				1,270,727.00			285,221.00	985,506.00	1,270,727.00
Region VIII - Eastern Visayas	60010000000		2,770,702.00	2,770,702.00	2,770,702.00				2,770,702.00			1,294,283.00	1,476,419.00	2,770,702.00
Regional Office VIII	60010300008		2,770,702.00	2,770,702.00	2,770,702.00				2,770,702.00			1,294,283.00	1,476,419.00	2,770,702.00
MOOE			2,770,702.00	2,770,702.00	2,770,702.00				2,770,702.00			1,294,283.00	1,476,419.00	2,770,702.00
Region IX - Zamboanga Peninsula	60010000000		3,338,582.00	3,338,582.00	3,338,582.00				3,338,582.00	1,322,905.00	827,898.98	863,113.00	324,664.00	3,338,580.98
Regional Office IX	60010300009		3,338,582.00	3,338,582.00	3,338,582.00				3,338,582.00	1,322,905.00	827,898.98	863,113.00	324,664.00	3,338,580.98
PS			3,338,582.00	3,338,582.00	3,338,582.00				3,338,582.00	1,322,905.00	827,898.98	863,113.00	324,664.00	3,338,580.98
Region X - Northern Mindanao	60010000000		196,633.00	196,633.00	196,633.00				196,633.00		120,504.88	22,839.81	53,287.15	196,631.84
Regional Office X	60010300010		196,633.00	196,633.00	196,633.00				196,633.00		120,504.88	22,839.81	53,287.15	196,631.84
PS			196,633.00	196,633.00	196,633.00				196,633.00		120,504.88	22,839.81	53,287.15	196,631.84
Region XI - Davao	60010000000		3,578,980.00	3,578,980.00	3,578,980.00				3,578,980.00		2,162,847.79	643,395.00	772,736.00	3,578,978.79
Regional Office XI	60010300011		3,578,980.00	3,578,980.00	3,578,980.00				3,578,980.00		2,162,847.79	643,395.00	772,736.00	3,578,978.79
PS			3,578,980.00	3,578,980.00	3,578,980.00				3,578,980.00		2,162,847.79	643,395.00	772,736.00	3,578,978.79
Region XII - SOCCSKSARGEN	60010000000		527,425.00	527,425.00	527,425.00				527,425.00		311,363.40	216,061.00		527,424.40
Regional Office - XII	60010300012		527,425.00	527,425.00	527,425.00				527,425.00		311,363.40	216,061.00		527,424.40
PS			527,425.00	527,425.00	527,425.00				527,425.00		311,363.40	216,061.00		527,424.40
National Capital Region (NCR)	60010000000		7,429,885.00	7,429,885.00	7,429,885.00				7,429,885.00				7,429,884.59	7,429,884.59
Regional Office - NCR	60010300013		7,429,885.00	7,429,885.00	7,429,885.00				7,429,885.00				7,429,884.59	7,429,884.59
MOOE			7,429,885.00	7,429,885.00	7,429,885.00				7,429,885.00				7,429,884.59	7,429,884.59
Cordillera Administrative Region (CAR)	60010000000		753,875.00	753,875.00	753,875.00				753,875.00	486,582.00	133,397.00	133,896.00		753,875.00
Regional Office - CAR	60010300014		753,875.00	753,875.00	753,875.00				753,875.00	486,582.00	133,397.00	133,896.00		753,875.00
MOOE			753,875.00	753,875.00	753,875.00				753,875.00	486,582.00	133,397.00	133,896.00		753,875.00
Region XIII - CARAGA	60010000000		51,795.00	51,795.00	51,795.00				51,795.00			51,795.00		51,795.00
Regional Office - XIII	60010300016		51,795.00	51,795.00	51,795.00				51,795.00			51,795.00		51,795.00
MOOE			51,795.00	51,795.00	51,795.00				51,795.00			51,795.00		51,795.00
Region IVB - MIMAROPA	60010000000		2,929,275.00	2,929,275.00	2,929,275.00				2,929,275.00	156,696.00		2,772,579.00		2,929,275.00
Regional Office - IVB	60010300017		2,929,275.00	2,929,275.00	2,929,275.00				2,929,275.00	156,696.00		2,772,579.00		2,929,275.00
PS			2,929,275.00	2,929,275.00	2,929,275.00				2,929,275.00	156,696.00		2,772,579.00		2,929,275.00
<b>GRAND TOTAL</b>		1,384,629,000.00	2,911,984,020.00	4,296,613,020.00	4,370,085,826.00	(81,884,857.00)			4,288,200,969.00	464,908,250.23	2,208,965,532.37	482,439,700.59	698,285,452.49	3,854,598,935.68
PS		546,874,000.00	1,384,311,725.00	1,931,185,725.00	1,893,250,732.00	29,522,942.00			1,922,773,674.00	415,044,930.19	491,892,817.20	437,952,951.65	544,704,935.80	1,889,595,634.84
MOOE		780,108,000.00	1,524,672,295.00	2,304,780,295.00	2,419,188,094.00	(114,407,799.00)			2,304,780,295.00	48,067,520.52	1,708,858,072.13	37,394,873.50	124,472,841.35	1,918,793,307.50
FinEX		107,000.00		107,000.00	107,000.00				107,000.00	4,110.00	1,340.00	4,035.00	3,085.00	12,570.00
CO		57,540,000.00	3,000,000.00	60,540,000.00	57,540,000.00	3,000,000.00			60,540,000.00	1,791,689.52	8,213,303.04	7,087,840.44	29,104,590.34	46,197,423.34

Certified Correct:  
*Eden D. Pangilan*  
EDEN D. PANGILAN  
Budget Officer  
Date:

Certified Correct:  
*Esperanza Q. Ignacio*  
ESPERANZA Q. IGNACIO  
Chief Accountant  
Date:

STATEMENT OF APPROPRIATIONS, ALLOTMENTS, OBLIGATIONS, DISBURSEMENTS AND BALANCES  
As of the Quarter Ending December 31, 2016

Department: Department of Budget and Management (DBM)  
Agency: Office of the Secretary  
Operating Unit: All  
Organization Code (UACS): 060010000000  
Fund Cluster: 01 - Regular Agency Fund

Authorization: 01 - Current Year Appropriations

Particulars	UACS CODE	Current Year Disbursements					Total	Balances				
		1st Quarter	2nd Quarter	3rd Quarter	4th Quarter	Unreleased Appropriations		Unobligated Allotment	Unpaid Obligations			
		Ending	Ending	Ending	Ending				(15-20) =	(23+24)		
1	2	31-Mar	30-Jun	Sept. 30	Dec. 31	20=(16+17+18+19)	21=(5-10)	22=(10-15)	23	24		
I. Agency Specific Budget		261,962,962.98	304,826,268.10	294,515,276.43	393,493,565.29	1,254,798,072.80	8,412,051.00	432,312,568.40	13,003,404.15	78,698,066.65		
Specific Budgets of National Government Agencies	1101101	137,929,867.98	172,518,687.10	165,938,918.43	248,756,322.29	725,143,795.80	8,412,051.00	432,312,568.40	13,003,404.15	78,698,066.65		
General Administration and Support	1000000000	70,409,232.38	96,526,168.36	83,460,096.58	140,940,186.86	391,335,684.18	8,412,051.00	289,871,982.73	10,772,120.57	59,446,485.52		
General Administration and Support Services	1000100000	70,409,232.38	96,526,168.36	83,460,096.58	140,940,186.86	391,335,684.18	8,412,051.00	289,871,982.73	10,772,120.57	59,446,485.52		
General Management and Supervision	103001000100001	69,836,483.81	96,303,249.54	81,061,816.94	135,417,186.86	382,618,737.15		289,871,980.76	10,772,120.57	59,446,485.52		
Region I - Ilocos	6001000000	1,339,934.59	1,898,093.69	1,754,880.57	4,634,317.53	9,627,226.38		1,832,997.63		849,658.99		
Regional Office - I	6001030001	1,339,934.59	1,898,093.69	1,754,880.57	4,634,317.53	9,627,226.38		1,832,997.63		849,658.99		
PS		1,000,934.99	1,090,769.82	718,427.09	2,379,955.97	5,190,087.87		80,202.63		81,592.50		
MOOE		338,999.60	555,974.89	862,516.91	1,896,174.50	3,653,665.90		1,092,018.40		422,315.70		
FINEX								5,000.00				
CO			251,348.98	173,936.57	358,187.06	783,472.61		655,776.60		345,750.79		
Region II - Cagayan Valley	6001000000	1,781,422.16	2,646,873.76	2,172,047.99	3,595,977.65	10,196,321.56		817,504.44				
Regional Office - II	6001030002	1,781,422.16	2,646,873.76	2,172,047.99	3,595,977.65	10,196,321.56		817,504.44				
PS		1,108,963.00	1,362,186.00	1,299,937.93	2,621,890.22	6,392,977.15		4,848.85				
MOOE		672,459.16	900,099.76	783,382.06	852,887.43	3,208,828.41		802,171.59				
FINEX			600.00		1,200.00	1,800.00		3,200.00				
CO			383,988.00	88,728.00	120,000.00	592,716.00		7,284.00				
Region III - Central Luzon	6001000000	2,171,428.24	2,350,797.85	2,078,557.42	6,083,502.51	12,684,286.02		220,839.98				
Regional Office - III	6001030003	2,171,428.24	2,350,797.85	2,078,557.42	6,083,502.51	12,684,286.02		220,839.98				
PS		982,526.23	1,171,103.55	857,152.81	3,220,540.27	6,231,322.86		115,003.14				
MOOE		1,187,102.01	1,179,694.30	819,380.49	2,757,212.24	5,943,389.04		410.96				
FINEX		1,800.00		1,200.00		3,000.00		2,000.00				
CO				400,824.12	105,750.00	506,574.12		103,425.88				
Region IVA - CALABARZON	6001000000	1,749,476.96	1,517,519.47	2,532,984.28	3,585,134.57	9,385,115.28		2,419,884.72				
Regional Office - IVA	6001030004	1,749,476.96	1,517,519.47	2,532,984.28	3,585,134.57	9,385,115.28		2,419,884.72				
PS		924,519.57	792,852.79	1,452,642.39	3,005,128.96	6,175,143.71		346,856.29				
MOOE		535,140.39	821,211.68	930,691.09	580,005.61	2,867,048.77		1,998,951.23				
FINEX								5,000.00				
CO		289,817.00	(96,545.00)	149,650.80		342,922.80		69,077.20				
Region V - Bicol	6001000000	1,838,594.05	8,208,999.79	2,015,603.42	2,956,273.24	15,019,470.50		339,518.25	47,011.25			
Regional Office V	6001030005	1,838,594.05	8,208,999.79	2,015,603.42	2,956,273.24	15,019,470.50		339,518.25	47,011.25			
PS		629,293.00	795,787.54	836,978.67	1,461,171.04	3,723,230.25		289,769.75				
MOOE		1,209,301.05	1,413,212.25	1,044,874.75	1,312,593.60	4,979,981.65		7.10		47,011.25		
FINEX								6,000.00				
CO			6,000,000.00	133,750.00	182,508.60	6,316,258.60		43,741.40				
Region VI - Western Visayas	6001000000	3,100,867.46	1,309,724.68	2,053,469.70	3,683,621.86	10,147,683.70		89,403.45	372,713.35	382,837.50		
Regional Office VI	6001030006	3,100,867.46	1,309,724.68	2,053,469.70	3,683,621.86	10,147,683.70		89,403.45	372,713.35	382,837.50		
PS		1,156,927.31	1,099,705.68	981,277.82	2,357,604.10	5,595,514.91		24,123.09		84,000.00		
MOOE		1,943,740.15	209,719.00	996,782.88	1,150,943.51	4,301,185.54		12,039.11		70,775.35		
FINEX		200.00	300.00	300.00		1,100.00		3,900.00				
CO				75,109.00	174,774.25	249,883.25		49,341.25		382,837.50		
Region VII - Central Visayas	6001000000	1,210,657.76	2,448,444.02	2,326,230.65	2,525,527.96	8,510,860.39		1,224,505.02	277,634.59			
Regional Office VII	6001030007	1,210,657.76	2,448,444.02	2,326,230.65	2,525,527.96	8,510,860.39		1,224,505.02	277,634.59			
PS		1,089,071.86	1,244,464.78	1,199,046.44	1,233,677.62	4,766,280.70		19,719.30		72,000.00		
MOOE		121,585.90	510,769.24	971,188.21	1,181,050.34	2,784,593.69		981,771.72		205,634.59		
FINEX					100.00	100.00		5,900.00				
CO			693,190.00	155,996.00	110,700.00	959,886.00		217,114.00				

*Handwritten initials and signature:*  
mj  
BOP

STATEMENT OF APPROPRIATIONS, ALLOTMENTS, OBLIGATIONS, DISBURSEMENTS AND BALANCES  
As of the Quarter Ending December 31, 2016

Department: Department of Budget and Management (DBM)  
Agency: Office of the Secretary  
Operating Unit: All  
Organization Code (UACS): 060010000000  
Fund Cluster: 01 - Regular Agency Fund

Authorization: 01 - Current Year Appropriations

Particulars	UACS CODE	Current Year Disbursements					Total	Balances			
		1st Quarter	2nd Quarter	3rd Quarter	4th Quarter	Unreleased Appropriations		Unobligated Allotment	Unpaid Obligations		
		Ending	Ending	Ending	Ending				(15-20) = (23+24)		
1	2	31-Mar	30-Jun	Sept. 30	Dec. 31	20=(16+17+18+19)	21=(5-10)	22=(10-15)	Due and Demandable	Not Yet Due and Demandable	
		16	17	18	19				23	24	
Region VIII - Eastern Visayas	6001000000	2,350,734.06	2,560,742.49	5,379,492.17	3,752,407.87	14,043,376.59		1,169,389.40	823,324.01		
Regional Office VIII	6001030008	2,350,734.06	2,560,742.49	5,379,492.17	3,752,407.87	14,043,376.59		1,169,389.40	823,324.01		
PS		816,939.50	696,559.50	802,769.38	1,832,000.40	4,148,268.78		757,725.04	25,096.18		
MOOE		1,533,794.56	1,766,180.97	741,770.25	1,385,178.70	5,426,904.48		19,402.03	104,693.49		
FINEX								10,000.00			
CO			98,022.02	3,834,952.54	535,228.77	4,468,203.33		382,262.33	693,534.34		
Region IX - Zamboanga Peninsula	6001000000	2,442,687.41	2,366,859.22	1,617,096.11	3,498,164.10	9,924,806.84		1,588,193.16			
Regional Office IX	6001030009	2,442,687.41	2,366,859.22	1,617,096.11	3,498,164.10	9,924,806.84		1,588,193.16			
PS		1,011,200.45	1,098,718.00	889,956.05	2,392,502.83	5,392,377.33		318,622.67			
MOOE		1,431,486.96	1,207,916.22	727,140.06	1,105,661.27	4,472,204.51		930,795.49			
FINEX								5,000.00			
CO			60,225.00			60,225.00		333,775.00			
Region X - Northern Mindanao	6001000000	1,803,489.27	2,450,825.65	1,864,760.89	2,062,920.04	8,181,995.85		873,499.55	429,640.60		
Regional Office X	6001030010	1,803,489.27	2,450,825.65	1,864,760.89	2,062,920.04	8,181,995.85		873,499.55	429,640.60		
PS		1,019,387.00	1,017,317.19	1,055,191.22	1,411,038.06	4,502,933.47		2.53			
MOOE		784,102.27	1,417,510.46	776,900.67	651,731.98	3,630,245.38		857,314.02	29,640.60		
FINEX					150.00	150.00		4,850.00			
CO			15,998.00	32,669.00		48,667.00		11,333.00	400,000.00		
Region XI - Davao	6001000000	1,844,998.00	3,145,318.31	2,217,149.37	4,168,124.38	11,375,590.06		1,777,307.10	272,815.84	157,400.00	
Regional Office XI	6001030011	1,844,998.00	3,145,318.31	2,217,149.37	4,168,124.38	11,375,590.06		1,777,307.10	272,815.84	157,400.00	
PS		715,036.06	1,217,349.68	978,486.00	2,416,238.23	5,327,109.97		3.03			
MOOE		500,961.94	1,190,125.09	679,363.37	1,431,011.06	3,801,461.46		1,699,722.70	272,815.84		
FINEX								5,000.00			
CO		629,000.00	737,843.54	559,300.00	320,875.09	2,247,018.63		72,581.37		157,400.00	
Region XII - SOCCSKSARGEN	6001000000	2,661,244.03	2,966,257.68	3,071,219.59	7,453,703.90	16,152,425.20		3,020.38	990,156.42		
Regional Office - XII	6001030012	2,661,244.03	2,966,257.68	3,071,219.59	7,453,703.90	16,152,425.20		3,020.38	990,156.42		
PS		967,072.45	1,275,262.28	1,405,497.70	2,566,107.06	6,213,939.49		362.75	299.76		
MOOE		1,596,171.58	1,669,155.40	1,014,548.31	895,118.11	5,174,993.40		6.60			
FINEX			440.00	1,335.00	1,335.00	3,110.00		1,890.00			
CO		98,000.00	21,400.00	649,838.58	3,991,143.73	4,760,382.31		761.03	989,856.66		
National Capital Region (NCR)	6001000000	39,831,347.33	55,347,000.67	44,465,029.01	76,357,047.50	216,000,424.51		274,091,618.95	6,617,165.52	58,906,248.02	
Central Office	6001010000	38,578,131.83	53,364,330.32	42,763,206.82	74,441,601.28	209,147,270.25		271,181,263.48	6,078,675.25	58,906,248.02	
PS		24,713,649.47	30,355,258.33	22,356,149.19	44,441,834.57	121,866,891.56		28,334,103.54	1,848,649.90		
MOOE		13,680,968.96	22,772,105.39	20,405,857.63	26,823,266.71	83,682,198.69		234,568,939.94	4,228,825.35	42,931,848.02	
FINEX		360.00		1,200.00		1,560.00		17,240.00	1,200.00		
CO		183,153.40	236,966.60		3,176,500.00	3,596,620.00		8,260,980.00		15,974,400.00	
Regional Office - NCR	6001030013	1,253,215.50	1,982,670.35	1,701,822.19	1,915,446.22	6,853,164.26		2,910,355.47	538,490.27		
PS		840,123.78	1,095,022.85	703,896.43	1,426,852.32	4,065,895.38		240,806.45	255,298.17		
MOOE		409,991.72	887,647.50	997,925.76	488,593.90	2,784,158.88		2,332,649.02	263,192.10		
FINEX								5,000.00			
CO		3,100.00				3,100.00		331,900.00			
Cordillera Administrative Region (CAR)	6001000000	1,176,271.00	1,819,047.70	2,271,903.79	3,765,600.25	9,032,822.74		1,596,430.26			
Regional Office - CAR	6001030014	1,176,271.00	1,819,047.70	2,271,903.79	3,765,600.25	9,032,822.74		1,596,430.26			
PS		1,119,321.00	1,170,129.01	1,320,635.00	3,025,556.80	6,635,641.81		13,611.19			
MOOE		56,400.00	613,229.69	568,464.99	740,043.45	1,978,138.13		1,136,861.87			
FINEX		550.00				550.00		4,450.00			
CO			35,689.00	382,803.80		418,492.80		441,507.20			

*Handwritten initials and signature*

STATEMENT OF APPROPRIATIONS, ALLOTMENTS, OBLIGATIONS, DISBURSEMENTS AND BALANCES  
As of the Quarter Ending December 31, 2016

FAR No. 1

Department: Department of Budget and Management (DBM)  
Agency: Office of the Secretary  
Operating Unit: All  
Organization Code (UACS): 06001000000  
Fund Cluster: 01 - Regular Agency Fund

Authorization: 01 - Current Year Appropriations

Particulars	UACS CODE	Current Year Disbursements					Total	Balances			
		1st Quarter	2nd Quarter	3rd Quarter	4th Quarter	Unreleased Appropriations		Unobligated Allotment	Unpaid Obligations		
		Ending	Ending	Ending	Ending				(15-20) = (23+24)	Due and Demandable	Not Yet Due and Demandable
31-Mar	30-Jun	Sept. 30	Dec. 31	20=(16+17+18+19)	21=(5-10)	22=(10-15)	23	24			
Region XIII - CARAGA	6001000000	1,868,053.28	2,603,733.27	2,507,241.52	3,614,687.58	10,593,715.65		1,797,484.35	92,000.00		
Regional Office - XIII	60010300016	1,868,053.28	2,603,733.27	2,507,241.52	3,614,687.58	10,593,715.65		1,797,484.35	92,000.00		
PS		870,784.86	974,087.36	851,635.91	1,827,442.41	4,523,950.54		1,049.46	92,000.00		
MOOE		858,554.42	1,591,545.91	1,231,105.61	949,759.17	4,630,965.11		1,041,234.89			
FINEX								5,000.00			
CO		138,714.00	38,100.00	424,500.00	837,486.00	1,438,800.00		750,200.00			
Region IVB - MIMAROPA	6001000000	2,665,278.21	2,663,011.29	2,734,150.46	3,680,175.92	11,742,615.88		30,384.12			
Regional Office - IVB	60010300017	2,665,278.21	2,663,011.29	2,734,150.46	3,680,175.92	11,742,615.88		30,384.12			
PS		1,251,140.30	1,017,643.46	1,241,320.08	2,602,936.75	6,113,040.59		12,959.41			
MOOE		1,414,137.91	1,645,367.83	1,492,830.38	1,077,239.17	5,629,575.29		12,424.71			
FINEX								5,000.00			
Administration of Personnel Benefits	103001000100002	572,748.57	222,918.82	2,398,279.64	5,523,000.00	8,716,947.03	8,412,051.00	1.97			
Regional IVA - CALABARZON	6001000000				5,523,000.00	5,523,000.00					
Regional Office - IVA	60010300004				5,523,000.00	5,523,000.00					
PS					5,523,000.00	5,523,000.00					
Region V - Bicol	6001000000		222,918.82			222,918.82		0.18			
Regional Office V	60010300005		222,918.82			222,918.82		0.18			
PS			222,918.82			222,918.82		0.18			
National Capital Region (NCR)	6001000000	572,748.57		2,398,279.64		2,971,028.21	8,412,051.00	1.79			
Central Office	60010100000	572,748.57		2,398,279.64		2,971,028.21	8,412,051.00	1.79			
PS		572,748.57		2,398,279.64		2,971,028.21	8,412,051.00	1.79			
Support to Operations	2000000000	4,692,557.21	5,963,496.16	11,455,805.46	7,184,075.48	29,295,934.31		52,266,172.32	302,817.65	16,259,828.72	
Budget and Management Support Services	2000100000	4,692,557.21	5,963,496.16	11,455,805.46	7,184,075.48	29,295,934.31		52,266,172.32	302,817.65	16,259,828.72	
Legal services	101002000100001	1,579,631.60	2,009,908.52	2,259,263.50	2,379,000.71	8,227,804.33		193,968.30	191,624.13	689,507.24	
PS		1,302,203.86	1,368,001.24	1,674,818.22	1,970,255.89	6,315,279.21		65,465.54	141,682.25		
MOOE		277,427.74	641,907.28	584,445.28	408,744.82	1,912,525.12		128,502.76	49,941.88	689,507.24	
Information and communications technology systems services	103002000100002	1,377,002.78	1,720,587.77	7,461,707.71	2,443,714.28	13,003,012.54		51,665,188.87	19,951.00	15,328,406.59	
PS		1,131,274.00	1,357,948.40	1,366,324.18	1,699,704.87	5,555,251.45		25,164.55	19,000.00		
MOOE		245,728.78	362,639.37	6,095,383.53	744,009.41	7,447,761.09		49,640,024.32	951.00	15,328,406.59	
CO								2,000,000.00			
Training and information services	103002000100003	1,735,922.83	2,232,998.67	1,734,834.25	2,361,360.49	8,065,117.44		407,015.15	91,242.52	241,914.89	
PS		1,503,513.89	1,838,400.42	1,398,248.62	1,869,571.18	6,609,734.11		125,215.37	63,429.52		
MOOE		232,408.94	394,598.25	336,585.63	491,789.31	1,455,383.33		281,799.78	27,813.00	241,914.89	
Operations	3000000000	62,728,276.30	70,029,022.58	71,023,016.39	90,632,059.95	294,412,375.22		28,074,871.44	1,917,809.93	2,991,752.41	
MFO 1: BUDGET POLICY ADVISORY SERVICES	3010000000	2,437,806.44	2,375,115.66	2,816,192.63	4,163,883.11	11,792,997.84		6,880,736.73	158,534.57	543,204.86	
Fiscal policy research, budget planning and programming, including provision of technical secretariat services to the Development Budget Coordination Committee (DBCC)	101003010100000	2,437,806.44	2,375,115.66	2,816,192.63	4,163,883.11	11,792,997.84		6,880,736.73	158,534.57	543,204.86	
Central Office	60010100000	2,437,806.44	2,375,115.66	2,816,192.63	4,163,883.11	11,792,997.84		6,880,736.73	158,534.57	543,204.86	
PS		2,316,994.88	2,214,034.19	2,445,958.06	3,425,334.17	10,402,321.30		36,059.41	29,131.29		
MOOE		120,811.56	161,081.47	370,234.57	738,548.94	1,390,676.54		6,844,677.32	129,403.28	543,204.86	
MFO 2: BUDGET MANAGEMENT SERVICES	3020000000	41,051,568.75	45,696,179.82	44,033,456.11	57,064,990.14	187,846,194.82		10,235,491.59	712,621.00	1,640,128.59	
Planning, management and monitoring of the annual budget program	101003020100000	4,100,615.85	4,687,715.14	4,557,318.19	5,582,690.74	18,928,339.92		926,532.77	19,936.43	403,536.88	
National Capital Region (NCR)	6001000000	4,100,615.85	4,687,715.14	4,557,318.19	5,582,690.74	18,928,339.92		926,532.77	19,936.43	403,536.88	
Central Office	60010100000	4,100,615.85	4,687,715.14	4,557,318.19	5,582,690.74	18,928,339.92		926,532.77	19,936.43	403,536.88	
PS		3,768,386.77	4,524,403.64	4,266,363.81	5,016,582.37	17,575,736.59		440.98	18,197.43		
MOOE		316,276.36	179,264.22	264,470.78	566,108.37	1,326,119.73		892,575.39	1,739.00	268,536.88	
CO		15,952.72	(15,952.72)	26,483.60		26,483.60		33,516.40		135,000.00	

my EOP



STATEMENT OF APPROPRIATIONS, ALLOTMENTS, OBLIGATIONS, DISBURSEMENTS AND BALANCES  
As of the Quarter Ending December 31, 2016

Department: Department of Budget and Management (DBM)  
Agency: Office of the Secretary  
Operating Unit: All  
Organization Code (UACS): 060010000000  
Fund Cluster: 01 - Regular Agency Fund

Authorization: 01 - Current Year Appropriations

Particulars	UACS CODE	Current Year Disbursements					Total	Balances			
		1st Quarter	2nd Quarter	3rd Quarter	4th Quarter	Unreleased Appropriations		Unobligated Allotment	Unpaid Obligations		
		Ending	Ending	Ending	Ending				(15-20) = (23+24)		
1	2	31-Mar	30-Jun	Sept. 30	Dec. 31	20=(16+17+18+19)	21=(5-10)	22=(10-15)	Due and Demandable	Not Yet Due and Demandable	
		16	17	18	19				23	24	
Evaluation, release and monitoring of funding requirements and organization, staffing and compensation proposals of National Government Agencies, including State Universities and Colleges, GOCCs and LGUs	101003020200000	36,950,952.90	41,008,464.68	39,476,137.92	51,482,299.40	168,917,854.90		9,308,958.82	692,684.57	1,236,591.71	
Region I - Ilocos	60010000000	1,086,060.75	1,338,838.23	1,810,285.74	1,762,819.30	5,998,004.02		1,587,302.19	102,743.79		
Regional Office - I	60010300001	1,086,060.75	1,338,838.23	1,810,285.74	1,762,819.30	5,998,004.02		1,587,302.19	102,743.79		
PS		1,086,060.75	1,321,485.61	1,461,190.97	1,506,568.32	5,375,305.65		0.56	102,743.79		
MOOE			17,352.62	349,094.77	256,250.98	622,698.37		1,587,301.63			
Region II - Cagayan Valley	60010000000	1,300,848.99	1,380,555.22	1,706,640.58	1,450,287.14	5,838,331.93		195,668.07			
Regional Office - II	60010300002	1,300,848.99	1,380,555.22	1,706,640.58	1,450,287.14	5,838,331.93		195,668.07			
PS		1,136,472.91	1,141,418.60	1,633,812.74	1,203,258.26	5,114,962.51			1,037.49		
MOOE		164,376.08	239,136.62	72,827.84	247,028.88	723,369.42		194,630.58			
Region III - Central Luzon	60010000000	1,310,990.25	1,748,142.12	1,419,460.55	2,499,513.14	6,978,106.06		29,893.94			
Regional Office - III	60010300003	1,310,990.25	1,748,142.12	1,419,460.55	2,499,513.14	6,978,106.06		29,893.94			
PS		1,142,984.25	1,253,629.77	924,189.34	1,595,196.24	4,915,999.60		0.40			
MOOE		168,006.00	494,512.35	495,271.21	904,316.90	2,062,106.46		29,893.54			
Region IVA - CALABARZON	60010000000	1,170,005.53	1,310,324.31	1,314,816.33	1,005,227.81	4,800,373.98		1,001,626.02			
Regional Office - IVA	60010300004	1,170,005.53	1,310,324.31	1,314,816.33	1,005,227.81	4,800,373.98		1,001,626.02			
PS		1,095,820.75	1,249,230.01	1,139,782.17	786,664.84	4,271,497.77		502.23			
MOOE		74,184.78	61,094.30	175,034.16	218,562.97	528,876.21		1,001,123.79			
Region V - Bicol	60010000000	1,130,548.22	1,274,494.01	1,219,747.13	2,135,778.81	5,760,568.17		297,431.83			
Regional Office V	60010300005	1,130,548.22	1,274,494.01	1,219,747.13	2,135,778.81	5,760,568.17		297,431.83			
PS		819,562.38	790,032.00	920,923.31	1,442,054.48	3,972,572.17		297,427.83			
MOOE		310,985.84	484,462.01	298,823.82	693,724.33	1,787,996.00		4.00			
Region VI - Western Visayas	60010000000	1,276,700.00	2,687,052.69	1,424,325.55	1,560,726.12	6,948,804.36		1,195.64			
Regional Office VI	60010300006	1,276,700.00	2,687,052.69	1,424,325.55	1,560,726.12	6,948,804.36		1,195.64			
PS		1,276,700.00	1,396,612.43	1,306,153.51	1,541,348.77	5,520,814.71		1,185.29			
MOOE			1,290,440.26	118,172.04	19,377.35	1,427,989.65		10.35			
Region VII - Central Visayas	60010000000	1,076,895.76	834,991.55	953,108.09	2,744,445.00	5,609,440.40		440,074.55	71,485.05		
Regional Office VII	60010300007	1,076,895.76	834,991.55	953,108.09	2,744,445.00	5,609,440.40		440,074.55	71,485.05		
PS		975,457.59	717,290.67	724,128.50	2,342,204.82	4,759,081.58		25,033.37	45,885.05		
MOOE		101,438.17	117,700.88	228,979.59	402,240.18	850,358.82		415,041.18	25,600.00		
Region VIII - Eastern Visayas	60010000000	1,506,443.12	1,545,671.94	1,405,000.99	1,545,641.91	6,002,757.96		242.04			
Regional Office VIII	60010300008	1,506,443.12	1,545,671.94	1,405,000.99	1,545,641.91	6,002,757.96		242.04			
PS		1,183,741.00	1,121,444.25	1,099,725.25	1,454,089.50	4,859,000.00					
MOOE		322,702.12	424,227.69	305,275.74	91,552.41	1,143,757.96		242.04			
Region IX - Zamboanga Peninsula	60010000000	1,856,413.97	1,907,625.75	235,017.53	491,616.42	4,490,673.67		620,326.33			
Regional Office IX	60010300009	1,856,413.97	1,907,625.75	235,017.53	491,616.42	4,490,673.67		620,326.33			
PS		1,540,923.67	1,511,483.00	125,712.78	356,551.01	3,534,670.46		14,329.54			
MOOE		315,490.30	396,142.75	109,304.75	135,065.41	956,003.21		605,996.79			
Region X - Northern Mindanao	60010000000	1,358,697.68	1,595,217.75	1,315,370.93	1,402,193.12	5,671,479.48		278,047.36	66,748.16		
Regional Office X	60010300010	1,358,697.68	1,595,217.75	1,315,370.93	1,402,193.12	5,671,479.48		278,047.36	66,748.16		
PS		1,140,551.68	1,138,633.50	960,102.32	1,026,987.50	4,266,275.00					
MOOE		218,146.00	456,584.25	355,268.61	375,205.62	1,405,204.48		278,047.36	66,748.16		

Handwritten initials and signature: *MD* and *BAP*

STATEMENT OF APPROPRIATIONS, ALLOTMENTS, OBLIGATIONS, DISBURSEMENTS AND BALANCES  
As of the Quarter Ending December 31, 2016

Department: Department of Budget and Management (DBM)  
Agency: Office of the Secretary  
Operating Unit: All  
Organization Code (UACS): 060010000000  
Fund Cluster: 01 - Regular Agency Fund

Authorization: 01 - Current Year Appropriations

Particulars	UACS CODE	Current Year Disbursements					Total	Balances			
		1st Quarter	2nd Quarter	3rd Quarter	4th Quarter	Unreleased Appropriations		Unobligated Allotment	Unpaid Obligations		
		Ending	Ending	Ending	Ending				(15-20) = (23+24)	Due and Demandable	Not Yet Due and Demandable
1	2	31-Mar	30-Jun	Sept. 30	Dec. 31	20=(16+17+18+19)	21=(5-10)	22=(10-15)	23	24	
Region XI - Davao	60010000000	1,389,889.69	1,493,395.92	1,418,981.69	1,344,497.85	5,646,765.15		234,767.33	114,467.52		
Regional Office XI	60010300011	1,389,889.69	1,493,395.92	1,418,981.69	1,344,497.85	5,646,765.15		234,767.33	114,467.52		
PS		1,083,042.50	1,128,219.01	1,124,323.50	991,414.00	4,326,999.01		0.99			
MOOE		306,847.19	365,176.91	294,658.19	353,083.85	1,319,766.14		234,766.34	114,467.52		
Region XII - SOCCSKSARGEN	60010000000	744,470.62	962,488.90	1,625,655.24	1,765,300.21	5,097,914.97		85.03			
Regional Office - XII	60010300012	744,470.62	962,488.90	1,625,655.24	1,765,300.21	5,097,914.97		85.03			
PS		717,667.02	940,071.00	1,070,261.50	321,000.00	3,048,999.52		0.48			
MOOE		26,803.60	22,417.90	555,393.74	1,444,300.21	2,048,915.45		84.55			
National Capital Region (NCR)	60010000000	17,946,639.75	19,469,648.04	20,579,520.38	27,071,055.06	85,066,863.23		3,825,070.01	337,240.05	1,236,591.71	
Central Office	60010100000	16,739,108.52	18,251,327.71	19,446,987.54	26,105,462.97	80,542,886.74		2,724,046.50	337,240.05	1,236,591.71	
PS		15,405,648.40	16,996,434.57	18,493,644.63	22,745,553.28	73,641,280.88		259,340.35	233,611.77		
MOOE		1,283,660.12	1,304,693.14	953,342.91	3,332,909.69	6,874,605.86		1,886,706.15	103,628.28	1,182,591.71	
CO		49,800.00	(49,800.00)		27,000.00	27,000.00		578,000.00		54,000.00	
Regional Office - NCR	60010300013	1,207,531.23	1,218,320.33	1,132,532.84	965,592.09	4,523,976.49		1,101,023.51			
PS		1,195,453.00	1,180,120.33	1,132,532.84	900,892.09	4,408,998.26		1.74			
MOOE		12,078.23	38,200.00		64,700.00	114,978.23		1,101,021.77			
Cordillera Administrative Region (CAR)	60010000000	1,178,947.95	1,059,916.17		425,390.12	2,664,254.24		792,745.76			
Regional Office - CAR	60010300014	1,178,947.95	1,059,916.17		425,390.12	2,664,254.24		792,745.76			
PS		1,178,947.95	979,961.14		204,000.00	2,362,909.09		90.91			
MOOE			79,955.03		221,390.12	301,345.15		792,654.85			
Region XIII - CARAGA	60010000000	1,671,742.01	1,784,586.38	1,472,793.99	1,860,486.84	6,789,609.22		390.78			
Regional Office - XIII	60010300016	1,671,742.01	1,784,586.38	1,472,793.99	1,860,486.84	6,789,609.22		390.78			
PS		1,169,698.09	1,292,194.00	1,171,013.00	1,447,094.00	5,079,999.09		0.91			
MOOE		502,043.92	492,392.38	301,780.99	413,392.84	1,709,610.13		389.87			
Region IVB - MIMAROPA	60010000000	945,658.61	615,515.70	1,575,413.20	2,417,320.55	5,553,908.06		4,091.94			
Regional Office - IVB	60010300017	945,658.61	615,515.70	1,575,413.20	2,417,320.55	5,553,908.06		4,091.94			
PS		922,758.81	590,231.86	1,167,981.03	1,569,026.17	4,249,997.87		2.13			
MOOE		22,899.80	25,283.84	407,432.17	848,294.38	1,303,910.19		4,089.81			
MFO 3: ORGANIZATIONAL PRODUCTIVITY ENHANCEMENT	3030000000	4,673,635.42	4,984,178.01	4,828,981.17	6,906,881.12	21,393,675.72		5,521,053.34	96,980.98	586,683.96	
Policy formulation and standards-setting and evaluation of agency	3030100000	4,673,635.42	4,984,178.01	4,828,981.17	6,906,881.12	21,393,675.72		5,521,053.34	96,980.98	586,683.96	
Internal control systems and procedures towards productivity	101003030100001	2,382,418.93	2,403,403.14	2,383,652.07	3,289,377.51	10,458,849.65		329,693.81	19,379.18	254,868.36	
PS		2,220,239.00	2,292,741.64	2,060,330.32	2,877,783.63	9,451,094.59		7,470.23	2,544.18		
MOOE		162,177.93	110,661.50	323,321.75	411,593.88	1,007,755.06		322,223.58	16,835.00	254,868.36	
Major organization and staffing modification, compensation and position classification	101003030100002	2,291,218.49	2,580,774.87	2,445,329.10	3,617,503.61	10,934,826.07		5,191,359.53	77,601.80	331,815.60	
PS		2,051,940.01	2,273,409.15	2,191,465.43	3,194,253.20	9,711,067.79		10,657.41	59,617.80		
MOOE		239,278.48	307,365.72	253,863.67	423,250.41	1,223,758.28		5,180,702.12	17,984.00	331,815.60	
MFO 4: PERFORMANCE REVIEW AND EVALUATION SERVICES	3040000000	14,565,265.69	16,973,549.09	19,344,386.48	22,496,305.58	73,379,506.84		5,437,589.78	949,673.38	221,735.00	
Financial and physical performance review and evaluation	101003040100000	14,565,265.69	16,973,549.09	19,344,386.48	22,496,305.58	73,379,506.84		5,437,589.78	949,673.38	221,735.00	
Region I - Ilocos	60010000000	496,818.85	497,792.67	585,640.80	683,062.91	2,263,315.23		930,376.97	67,957.80		
Regional Office - I	60010300001	496,818.85	497,792.67	585,640.80	683,062.91	2,263,315.23		930,376.97	67,957.80		
PS		496,818.85	497,792.67	585,640.80	664,438.91	2,244,691.23		0.97	67,957.80		
MOOE					18,624.00	18,624.00		930,376.00			

*Handwritten initials and signature:*  
my  
BOT

STATEMENT OF APPROPRIATIONS, ALLOTMENTS, OBLIGATIONS, DISBURSEMENTS AND BALANCES  
As of the Quarter Ending December 31, 2016

FAR No. 1

Department: Department of Budget and Management (DBM)  
Agency: Office of the Secretary  
Operating Unit: All  
Organization Code (UACS): 060010000000  
Fund Cluster: 01 - Regular Agency Fund

Authorization: 01 - Current Year Appropriations

Particulars	UACS CODE	Current Year Disbursements					Total	Balances			
		1st Quarter	2nd Quarter	3rd Quarter	4th Quarter	Unreleased Appropriations		Unobligated Allotment	Unpaid Obligations		
		Ending	Ending	Ending	Ending				(15-20) = (23+24)		
1	2	16	17	18	19	20=(16+17+18+19)	21=(5-10)	22=(10-15)	23	24	
Region II - Cagayan Valley	6001000000	527,227.26	526,257.50	119,294.46	170,642.21	1,343,421.43			93,578.57		
Regional Office - II	60010300002	527,227.26	526,257.50	119,294.46	170,642.21	1,343,421.43			93,578.57		
PS		463,178.80	478,769.50	52,379.00	97,485.00	1,091,812.30			1,187.70		
MOOE		64,048.46	47,488.00	66,915.46	73,157.21	251,609.13			92,390.87		
Region III - Central Luzon	6001000000	708,968.70	899,548.79	585,598.75	799,683.31	2,993,799.55			1,200.45		
Regional Office - III	60010300003	708,968.70	899,548.79	585,598.75	799,683.31	2,993,799.55			1,200.45		
PS		587,551.00	703,574.11	557,167.30	251,706.81	2,099,999.22			0.78		
MOOE		121,417.70	195,974.68	28,431.45	547,976.50	893,800.33			1,199.67		
Region IVA - CALABARZON	6001000000	485,755.83	535,853.72	537,778.13	813,463.30	2,372,850.98			442,149.02		
Regional Office - IVA	60010300004	485,755.83	535,853.72	537,778.13	813,463.30	2,372,850.98			442,149.02		
PS		453,962.18	509,670.44	462,763.78	719,793.47	2,146,189.87			14,810.13		
MOOE		31,793.65	26,183.28	75,014.35	93,669.83	226,661.11			427,338.89		
Region V - Bicol	6001000000	631,012.83	835,673.91	629,832.07	840,886.80	2,937,405.61			131,405.71	188.68	
Regional Office V	60010300005	631,012.83	835,673.91	629,832.07	840,886.80	2,937,405.61			131,405.71	188.68	
PS		573,091.99	566,759.00	440,220.85	592,338.77	2,172,410.61			131,400.71	188.68	
MOOE		57,920.84	268,914.91	189,611.22	248,548.03	764,995.00			5.00		
Region VI - Western Visayas	6001000000	342,628.00	756,027.25	666,974.87	577,076.26	2,342,706.38			293.62		
Regional Office VI	60010300006	342,628.00	756,027.25	666,974.87	577,076.26	2,342,706.38			293.62		
PS		342,628.00	433,379.00	407,377.50	548,442.00	1,731,826.50			173.50		
MOOE			322,648.25	259,597.37	28,634.26	610,879.86			120.12		
Region VII - Central Visayas	6001000000	636,143.51	453,708.66	520,411.69	524,152.57	2,134,416.43			83,583.57		
Regional Office VII	60010300007	636,143.51	453,708.66	520,411.69	524,152.57	2,134,416.43			83,583.57		
PS		586,064.00	401,685.00	453,769.00	173,482.00	1,615,000.00					
MOOE		50,079.51	52,023.66	66,642.69	350,670.57	519,416.43			83,583.57		
Region VIII - Eastern Visayas	6001000000	467,317.00	534,491.25	784,356.41	585,834.50	2,371,999.16			0.84		
Regional Office VIII	60010300008	467,317.00	534,491.25	784,356.41	585,834.50	2,371,999.16			0.84		
PS		467,317.00	429,761.25	405,311.25	579,610.50	1,882,000.00					
MOOE			104,730.00	379,045.16	6,224.00	489,999.16			0.84		
Region IX - Zamboanga Peninsula	6001000000		90,248.72	1,462,098.70	844,064.32	2,396,411.74			273,588.26		
Regional Office IX	60010300009		90,248.72	1,462,098.70	844,064.32	2,396,411.74			273,588.26		
PS			20,000.00	1,289,047.50	652,514.00	1,961,561.50			42,438.50		
MOOE			70,248.72	173,051.20	191,550.32	434,850.24			231,149.76		
Region X - Northern Mindanao	6001000000	460,413.58	416,189.33	289,321.00	1,508,987.08	2,674,910.99			317,383.37	821.64	
Regional Office X	60010300010	460,413.58	416,189.33	289,321.00	1,508,987.08	2,674,910.99			317,383.37	821.64	
PS		298,113.00	299,321.91	289,321.00	1,338,167.08	2,224,922.99			18,371.37	821.64	
MOOE		162,300.58	116,867.42		170,820.00	449,988.00			299,012.00		
Region XI - Davao	6001000000	676,055.66	872,012.48	654,979.33	588,383.01	2,791,430.48			137,965.54	40,603.98	
Regional Office XI	60010300011	676,055.66	872,012.48	654,979.33	588,383.01	2,791,430.48			137,965.54	40,603.98	
PS		567,833.00	668,600.50	564,054.00	340,512.00	2,140,999.50			0.50		
MOOE		108,222.66	203,411.98	90,925.33	247,871.01	650,430.98			137,965.04	40,603.98	
Region XII - SOCCSKSARGEN	6001000000	286,953.09	430,867.00	663,890.50	1,038,157.10	2,419,867.69			132.31		
Regional Office - XII	60010300012	286,953.09	430,867.00	663,890.50	1,038,157.10	2,419,867.69			132.31		
PS		286,953.09	430,867.00	658,872.50	222,176.50	1,598,869.09			130.91		
MOOE				5,018.00	815,980.60	820,998.60			1.40		

*M*  
*SP7*

STATEMENT OF APPROPRIATIONS, ALLOTMENTS, OBLIGATIONS, DISBURSEMENTS AND BALANCES  
As of the Quarter Ending December 31, 2016

Department: Department of Budget and Management (DBM)  
Agency: Office of the Secretary  
Operating Unit: All  
Organization Code (UACS): 060010000000  
Fund Cluster: 01 - Regular Agency Fund

Authorization: 01 - Current Year Appropriations

Particulars	UACS CODE	Current Year Disbursements					Total	Balances			
		1st Quarter	2nd Quarter	3rd Quarter	4th Quarter	Unreleased Appropriations		Unobligated Allotment	Unpaid Obligations		
		Ending	Ending	Ending	Ending				(15-20) =	(23+24)	
1	2	31-Mar	30-Jun	Sept. 30	Dec. 31	20=(16+17+18+19)	21=(5-10)	22=(10-15)	23	24	
National Capital Region (NCR)	6001000000	8,265,303.53	9,087,770.05	9,783,964.82	12,536,019.80	39,673,058.20		1,994,844.52	840,101.28	221,735.00	
Central Office	6001010000	7,712,283.22	8,563,172.55	9,260,266.32	11,755,337.34	37,291,059.43		1,538,843.29	840,101.28	221,735.00	
PS		7,230,110.00	8,093,295.42	8,366,717.96	10,193,582.42	33,883,705.80		250,874.06	784,223.14		
MOOE		482,173.22	469,877.13	893,548.36	1,561,754.92	3,407,353.63		1,285,969.23	55,878.14	221,735.00	
Regional Office - NCR	60010300013	553,020.31	524,597.50	523,698.50	780,682.46	2,381,998.77		458,001.23			
PS		553,020.31	504,597.50	523,698.50	738,682.46	2,319,998.77				1.23	
MOOE			20,000.00		42,000.00	62,000.00		458,000.00			
Cordillera Administrative Region (CAR)	6001000000	20,000.00	425,510.04	1,292,776.26	301,795.50	2,040,081.80		433,918.20			
Regional Office - CAR	60010300014	20,000.00	425,510.04	1,292,776.26	301,795.50	2,040,081.80		433,918.20			
PS		20,000.00	425,510.04	1,292,776.26	265,713.50	2,003,999.80				0.20	
MOOE					36,082.00	36,082.00		433,918.00			
Region XIII - CARAGA	6001000000	169,527.71	319,902.48	262,352.38	314,968.46	1,066,751.03		278,248.97			
Regional Office - XIII	60010300016	169,527.71	319,902.48	262,352.38	314,968.46	1,066,751.03		278,248.97			
PS		139,762.50	154,762.50	139,762.50	178,712.50	613,000.00					
MOOE		29,765.21	165,139.98	122,589.88	136,255.96	453,751.03		278,248.97			
Region IVB - MIMAROPA	6001000000	391,140.14	291,695.24	505,116.31	369,128.45	1,557,080.14		318,919.86			
Regional Office - IVB	60010300017	391,140.14	291,695.24	505,116.31	369,128.45	1,557,080.14		318,919.86			
PS		378,325.94	291,695.24	436,693.37	198,283.74	1,304,998.29				1.71	
MOOE		12,814.20		68,422.94	170,844.71	252,081.85		318,918.15			
Locally-Funded Projects	4000000000	99,802.09			10,000,000.00	10,099,802.09		62,099,541.91	10,656.00		
Governance	4100000000	99,802.09			10,000,000.00	10,099,802.09		62,099,541.91	10,656.00		
Governance and Accountability Improvement	4100600000	99,802.09			10,000,000.00	10,099,802.09		62,099,541.91	10,656.00		
Budget Improvement Project	101004100600001				10,000,000.00	10,000,000.00					
MOOE					10,000,000.00	10,000,000.00					
Public Financial Management Program	101004100600003	99,802.09				99,802.09		62,099,541.91	10,656.00		
MOOE		99,802.09				99,802.09		62,099,541.91	10,656.00		
ARMM-DepEd's GSIS Contribution	1101111	124,033,095.00	132,307,581.00	128,576,358.00	144,737,243.00	529,654,277.00					
General Administration and Support	1000000000	124,033,095.00	132,307,581.00	128,576,358.00	144,737,243.00	529,654,277.00					
General Administration and Support Services	1000100000	124,033,095.00	132,307,581.00	128,576,358.00	144,737,243.00	529,654,277.00					
General Management and Supervision	103001000100001	124,033,095.00	132,307,581.00	128,576,358.00	144,737,243.00	529,654,277.00					
National Capital Region (NCR)	6001000000	124,033,095.00	132,307,581.00	128,576,358.00	144,737,243.00	529,654,277.00					
Central Office	6001010000	124,033,095.00	132,307,581.00	128,576,358.00	144,737,243.00	529,654,277.00					
PS		124,033,095.00	132,307,581.00	128,576,358.00	144,737,243.00	529,654,277.00					
II. Automatic Appropriations		173,982,190.68	188,334,482.57	184,459,075.19	204,123,445.10	750,899,193.54		373,590.46			
Retirement and Life Insurance Premiums	1104102	172,928,876.00	188,334,482.57	184,459,075.19	204,123,445.10	749,845,878.86		373,590.14			
General Administration and Support	1000000000	168,299,995.70	181,062,757.80	176,236,093.97	198,079,190.29	723,678,037.76		295,581.24			
General Administration and Support Services	1000100000	168,299,995.70	181,062,757.80	176,236,093.97	198,079,190.29	723,678,037.76		295,581.24			
General Management and Supervision	103001000100001	168,299,995.70	181,062,757.80	176,236,093.97	198,079,190.29	723,678,037.76		295,581.24			
Region I - Ilocos	6001000000	67,056.82	154,991.15	111,184.56	178,686.63	511,919.16		4,733.84			
Regional Office - I	60010300001	67,056.82	154,991.15	111,184.56	178,686.63	511,919.16		4,733.84			
PS		67,056.82	154,991.15	111,184.56	178,686.63	511,919.16		4,733.84			
Region II - Cagayan Valley	6001000000	116,912.52	120,806.76	125,973.66	243,377.00	607,069.94		4,906.06			
Regional Office - II	60010300002	116,912.52	120,806.76	125,973.66	243,377.00	607,069.94		4,906.06			
PS		116,912.52	120,806.76	125,973.66	243,377.00	607,069.94		4,906.06			

*Handwritten initials and signature:* M, EDP, CR

STATEMENT OF APPROPRIATIONS, ALLOTMENTS, OBLIGATIONS, DISBURSEMENTS AND BALANCES  
As of the Quarter Ending December 31, 2016

Department: Department of Budget and Management (DBM)  
Agency: Office of the Secretary  
Operating Unit: All  
Organization Code (UACS): 06001000000  
Fund Cluster: 01 - Regular Agency Fund

Authorization: 01 - Current Year Appropriations

Particulars	UACS CODE	Current Year Disbursements					Total	Balances			
		1st Quarter	2nd Quarter	3rd Quarter	4th Quarter	Unreleased Appropriations		Unobligated Allotment	Unpaid Obligations		
		Ending	Ending	Ending	Ending				Due and Demandable	Not Yet Due and Demandable	
1	2	16	17	18	19	20=(16+17+18+19)	21=(5-10)	22=(10-15)	23	24	
Region III - Central Luzon	6001000000	101,028.44	114,500.44	114,747.12	208,456.53	538,732.53			15,267.47		
Regional Office - III	6001030003	101,028.44	114,500.44	114,747.12	208,456.53	538,732.53			15,267.47		
PS		101,028.44	114,500.44	114,747.12	208,456.53	538,732.53			15,267.47		
Region IVA - CALABARZON	6001000000	134,133.84	134,258.16	153,228.12	154,616.79	576,236.91			28,763.09		
Regional Office - IVA	6001030004	134,133.84	134,258.16	153,228.12	154,616.79	576,236.91			28,763.09		
PS		134,133.84	134,258.16	153,228.12	154,616.79	576,236.91			28,763.09		
Region V - Bicol	6001000000	62,408.16	85,927.29	81,259.20	95,985.75	325,580.40			47,419.60		
Regional Office V	6001030005	62,408.16	85,927.29	81,259.20	95,985.75	325,580.40			47,419.60		
PS		62,408.16	85,927.29	81,259.20	95,985.75	325,580.40			47,419.60		
Region VI - Western Visayas	6001000000	56,535.87	131,878.55	84,000.00	241,309.58	513,724.00					
Regional Office VI	6001030006	56,535.87	131,878.55	84,000.00	241,309.58	513,724.00					
PS		56,535.87	131,878.55	84,000.00	241,309.58	513,724.00					
Region VII - Central Visayas	6001000000	99,988.44	119,535.38	108,611.88	109,913.04	438,048.74			23,951.26		
Regional Office VII	6001030007	99,988.44	119,535.38	108,611.88	109,913.04	438,048.74			23,951.26		
PS		99,988.44	119,535.38	108,611.88	109,913.04	438,048.74			23,951.26		
Region VIII - Eastern Visayas	6001000000	40,599.12	90,779.52	79,322.72	134,585.34	345,286.70			51,713.30		
Regional Office VIII	6001030008	40,599.12	90,779.52	79,322.72	134,585.34	345,286.70			51,713.30		
PS		40,599.12	90,779.52	79,322.72	134,585.34	345,286.70			51,713.30		
Region IX - Zamboanga Peninsula	6001000000	66,323.32	120,100.12	92,001.17	234,256.38	512,680.99			71,319.01		
Regional Office IX	6001030009	66,323.32	120,100.12	92,001.17	234,256.38	512,680.99			71,319.01		
PS		66,323.32	120,100.12	92,001.17	234,256.38	512,680.99			71,319.01		
Region X - Northern Mindanao	6001000000	58,710.72	141,683.79	107,427.29	107,115.12	414,936.92			0.08		
Regional Office X	6001030010	58,710.72	141,683.79	107,427.29	107,115.12	414,936.92			0.08		
PS		58,710.72	141,683.79	107,427.29	107,115.12	414,936.92			0.08		
Region XI - Davao	6001000000	54,468.24	131,234.28	100,156.32	207,854.72	493,713.56			0.44		
Regional Office XI	6001030011	54,468.24	131,234.28	100,156.32	207,854.72	493,713.56			0.44		
PS		54,468.24	131,234.28	100,156.32	207,854.72	493,713.56			0.44		
Region XII - SOCCSKSARGEN	6001000000	94,850.32	143,888.23	96,418.44	196,843.01	532,000.00					
Regional Office - XII	6001030012	94,850.32	143,888.23	96,418.44	196,843.01	532,000.00					
PS		94,850.32	143,888.23	96,418.44	196,843.01	532,000.00					
National Capital Region (NCR)	6001000000	167,023,701.99	179,249,123.79	174,642,753.13	195,510,209.92	716,425,788.83			25,283.17		
Central Office	6001010000	166,933,299.39	179,152,400.79	174,545,932.69	195,381,165.49	716,012,798.36			273.64		
PS		166,933,299.39	179,152,400.79	174,545,932.69	195,381,165.49	716,012,798.36			273.64		
Regional Office - NCR	6001030013	90,402.60	96,723.00	96,820.44	129,044.43	412,990.47			25,009.53		
PS		90,402.60	96,723.00	96,820.44	129,044.43	412,990.47			25,009.53		
Cordillera Administrative Region (CAR)	6001000000	117,136.44	117,516.00	135,232.20	245,081.99	614,966.63			5.37		
Regional Office - CAR	6001030014	117,136.44	117,516.00	135,232.20	245,081.99	614,966.63			5.37		
PS		117,136.44	117,516.00	135,232.20	245,081.99	614,966.63			5.37		
Region XIII - CARAGA	6001000000	96,632.13	96,761.33	94,023.52	92,405.69	379,822.67			5,157.33		
Regional Office - XIII	6001030016	96,632.13	96,761.33	94,023.52	92,405.69	379,822.67			5,157.33		
PS		96,632.13	96,761.33	94,023.52	92,405.69	379,822.67			5,157.33		
Region IVB - MIMAROPA	6001000000	109,509.33	109,773.01	109,754.64	118,492.80	447,529.78			17,061.22		
Regional Office - IVB	6001030017	109,509.33	109,773.01	109,754.64	118,492.80	447,529.78			17,061.22		
PS		109,509.33	109,773.01	109,754.64	118,492.80	447,529.78			17,061.22		

*M* *ESP*

STATEMENT OF APPROPRIATIONS, ALLOTMENTS, OBLIGATIONS, DISBURSEMENTS AND BALANCES  
As of the Quarter Ending December 31, 2016

Department: Department of Budget and Management (DBM)  
Agency: Office of the Secretary  
Operating Unit: All  
Organization Code (UACS): 060010000000  
Fund Cluster: 01 - Regular Agency Fund

Authorization: 01 - Current Year Appropriations

Particulars	UACS CODE	Current Year Disbursements					Total	Balances			
		1st Quarter	2nd Quarter	3rd Quarter	4th Quarter	Unreleased Appropriations		Unobligated Allotment	Unpaid Obligations		
		Ending	Ending	Ending	Ending				(15-20) = (23+24)		
1	2	16	17	18	19	20=(16+17+18+19)	21=(5-10)	22=(10-15)	23	24	
Support to Operations	2000000000	271,124.00	458,683.15	587,504.77	444,664.97	1,761,976.89			2.11		
Budget and Management Support Services	2000100000	271,124.00	458,683.15	587,504.77	444,664.97	1,761,976.89			2.11		
Legal services	101002000100001	95,538.00	147,644.99	225,154.01	167,935.23	636,272.23			0.77		
PS		95,538.00	147,644.99	225,154.01	167,935.23	636,272.23			0.77		
Information and communications technology systems services	103002000100002	73,316.48	127,992.84	196,605.49	139,526.25	537,441.06			0.94		
PS		73,316.48	127,992.84	196,605.49	139,526.25	537,441.06			0.94		
Training and information services	103002000100003	102,269.52	183,045.32	165,745.27	137,203.49	588,263.60			0.40		
PS		102,269.52	183,045.32	165,745.27	137,203.49	588,263.60			0.40		
Operations	3000000000	4,357,756.30	6,813,041.62	7,635,476.45	5,599,589.84	24,405,864.21			78,006.79		
MFO 1: BUDGET POLICY ADVISORY SERVICES	3010000000	142,667.31	238,605.75	342,492.34	246,219.12	969,984.52			0.48		
Fiscal policy research, budget planning and programming, including provision of technical secretariat services to the Development Budget Coordination Committee (DBCC)	101003010100000	142,667.31	238,605.75	342,492.34	246,219.12	969,984.52			0.48		
PS		142,667.31	238,605.75	342,492.34	246,219.12	969,984.52			0.48		
MFO 2: BUDGET MANAGEMENT SERVICES	3020000000	2,846,949.06	4,357,798.73	4,708,438.11	3,416,580.23	15,329,766.13			44,535.87		
Planning, management and monitoring of the annual budget program	101003020100000	247,465.12	435,273.04	562,897.61	408,530.88	1,654,166.65			0.35		
PS		247,465.12	435,273.04	562,897.61	408,530.88	1,654,166.65			0.35		
Evaluation, release and monitoring of funding requirements and organization, staffing and compensation proposals of National Government Agencies, including State Universities and Colleges, GOCCs and LGUs	101003020200000	2,599,483.94	3,922,525.69	4,145,540.50	3,008,049.35	13,675,599.48			44,535.52		
Region I - Ilocos	6001000000	72,260.18	177,243.71	129,813.12	86,061.91	465,378.92			0.08		
Regional Office - I	60010300001	72,260.18	177,243.71	129,813.12	86,061.91	465,378.92			0.08		
PS		72,260.18	177,243.71	129,813.12	86,061.91	465,378.92			0.08		
Region II - Cagayan Valley	6001000000	118,408.97	118,794.97	176,595.41	67,200.65	481,000.00					
Regional Office - II	60010300002	118,408.97	118,794.97	176,595.41	67,200.65	481,000.00					
PS		118,408.97	118,794.97	176,595.41	67,200.65	481,000.00					
Region III - Central Luzon	6001000000	114,476.04	128,624.37	128,815.20	87,084.39	459,000.00					
Regional Office - III	60010300003	114,476.04	128,624.37	128,815.20	87,084.39	459,000.00					
PS		114,476.04	128,624.37	128,815.20	87,084.39	459,000.00					
Region IVA - CALABARZON	6001000000	124,655.01	110,899.82	116,369.07	59,075.62	410,999.52			0.48		
Regional Office - IVA	60010300004	124,655.01	110,899.82	116,369.07	59,075.62	410,999.52			0.48		
PS		124,655.01	110,899.82	116,369.07	59,075.62	410,999.52			0.48		
Region V - Bicol	6001000000	83,664.18	98,867.04	96,781.68	112,564.85	391,877.75			9,122.25		
Regional Office V	60010300005	83,664.18	98,867.04	96,781.68	112,564.85	391,877.75			9,122.25		
PS		83,664.18	98,867.04	96,781.68	112,564.85	391,877.75			9,122.25		
Region VI - Western Visayas	6001000000	86,000.00	174,989.26	174,596.94	86,977.28	522,563.48			1,436.52		
Regional Office VI	60010300006	86,000.00	174,989.26	174,596.94	86,977.28	522,563.48			1,436.52		
PS		86,000.00	174,989.26	174,596.94	86,977.28	522,563.48			1,436.52		
Region VII - Central Visayas	6001000000	101,989.99	107,779.38	102,426.45	128,909.23	441,105.05			7,894.95		
Regional Office VII	60010300007	101,989.99	107,779.38	102,426.45	128,909.23	441,105.05			7,894.95		
PS		101,989.99	107,779.38	102,426.45	128,909.23	441,105.05			7,894.95		

*Handwritten initials and marks*

STATEMENT OF APPROPRIATIONS, ALLOTMENTS, OBLIGATIONS, DISBURSEMENTS AND BALANCES  
As of the Quarter Ending December 31, 2016

Department: Department of Budget and Management (DBM)  
Agency: Office of the Secretary  
Operating Unit: All  
Organization Code (UACS): 060010000000  
Fund Cluster: 01 - Regular Agency Fund

Authorization: 01 - Current Year Appropriations

Particulars	UACS CODE	Current Year Disbursements					Total	Balances			
		1st Quarter	2nd Quarter	3rd Quarter	4th Quarter	Unreleased Appropriations		Unobligated Allotment	Unpaid Obligations		
		Ending	Ending	Ending	Ending				(15-20) = (23+24)	Due and Demandable	Not Yet Due and Demandable
1	2	16	17	18	19	20=(16+17+18+19)	21=(5-10)	22=(10-15)	23	24	
Region VIII - Eastern Visayas	6001000000	77,934.70	158,456.38	118,829.08	96,779.84	452,000.00					
Regional Office VIII	6001030008	77,934.70	158,456.38	118,829.08	96,779.84	452,000.00					
PS		77,934.70	158,456.38	118,829.08	96,779.84	452,000.00					
Region IX - Zamboanga Peninsula	6001000000	110,280.12	145,278.24	49,639.32		305,197.68		25,802.32			
Regional Office IX	6001030009	110,280.12	145,278.24	49,639.32		305,197.68		25,802.32			
PS		110,280.12	145,278.24	49,639.32		305,197.68		25,802.32			
Region X - Northern Mindanao	6001000000	68,618.16	163,637.28	116,324.64	76,482.92	425,063.00					
Regional Office X	60010300010	68,618.16	163,637.28	116,324.64	76,482.92	425,063.00					
PS		68,618.16	163,637.28	116,324.64	76,482.92	425,063.00					
Region XI - Davao	6001000000	70,781.52	170,122.56	114,515.64	56,580.28	412,000.00					
Regional Office XI	60010300011	70,781.52	170,122.56	114,515.64	56,580.28	412,000.00					
PS		70,781.52	170,122.56	114,515.64	56,580.28	412,000.00					
Region XII - SOCCSKSARGEN	6001000000	106,346.47	62,233.68	93,350.52	19,069.33	281,000.00					
Regional Office - XII	60010300012	106,346.47	62,233.68	93,350.52	19,069.33	281,000.00					
PS		106,346.47	62,233.68	93,350.52	19,069.33	281,000.00					
National Capital Region (NCR)	6001000000	1,103,892.26	1,981,409.69	2,494,043.47	1,910,875.45	7,490,220.87		3.13			
Central Office	60010100000	1,000,878.62	1,859,918.98	2,387,984.35	1,833,438.92	7,082,220.87		3.13			
PS		1,000,878.62	1,859,918.98	2,387,984.35	1,833,438.92	7,082,220.87		3.13			
Regional Office - NCR	60010300013	103,013.64	121,490.71	106,059.12	77,436.53	408,000.00					
PS		103,013.64	121,490.71	106,059.12	77,436.53	408,000.00					
Cordillera Administrative Region (CAR)	6001000000	131,110.72	90,673.40	28.29	6,187.59	228,000.00					
Regional Office - CAR	60010300014	131,110.72	90,673.40	28.29	6,187.59	228,000.00					
PS		131,110.72	90,673.40	28.29	6,187.59	228,000.00					
Region XIII - CARAGA	6001000000	132,458.29	132,477.48	133,535.76	132,993.00	531,464.53		275.47			
Regional Office - XIII	60010300016	132,458.29	132,477.48	133,535.76	132,993.00	531,464.53		275.47			
PS		132,458.29	132,477.48	133,535.76	132,993.00	531,464.53		275.47			
Region IVB - MIMAROPA	6001000000	96,607.33	101,038.43	99,875.91	81,207.01	378,728.68		0.32			
Regional Office - IVB	60010300017	96,607.33	101,038.43	99,875.91	81,207.01	378,728.68		0.32			
PS		96,607.33	101,038.43	99,875.91	81,207.01	378,728.68		0.32			
MFO 3: ORGANIZATIONAL PRODUCTIVITY ENHANCEMENT	3030000000	287,263.84	488,875.63	638,625.79	507,461.66	1,922,226.92		1.08			
Policy formulation and standards-setting and evaluation of agency proposals	3030100000	287,263.84	488,875.63	638,625.79	507,461.66	1,922,226.92		1.08			
Internal control systems and procedures towards productivity improvement	101003030100001	144,343.35	245,286.84	321,590.42	238,504.50	949,725.11		0.89			
PS		144,343.35	245,286.84	321,590.42	238,504.50	949,725.11		0.89			
Major organization and staffing modification, compensation and	101003030100002	142,920.49	243,588.79	317,035.37	268,957.16	972,501.81		0.19			
PS		142,920.49	243,588.79	317,035.37	268,957.16	972,501.81		0.19			
MFO 4: PERFORMANCE REVIEW AND EVALUATION SERVICES	3040000000	1,080,876.09	1,727,761.51	1,945,920.21	1,429,328.83	6,183,886.64		33,469.36			
Financial and physical performance review and evaluation	101003040100000	1,080,876.09	1,727,761.51	1,945,920.21	1,429,328.83	6,183,886.64		33,469.36			
Region I - Ilocos	6001000000	37,039.11	79,649.81	55,540.44	44,293.85	216,523.21		0.79			
Regional Office - I	60010300001	37,039.11	79,649.81	55,540.44	44,293.85	216,523.21		0.79			
PS		37,039.11	79,649.81	55,540.44	44,293.85	216,523.21		0.79			

*M* *SOP*

STATEMENT OF APPROPRIATIONS, ALLOTMENTS, OBLIGATIONS, DISBURSEMENTS AND BALANCES  
As of the Quarter Ending December 31, 2016

Department: Department of Budget and Management (DBM)  
Agency: Office of the Secretary  
Operating Unit: All  
Organization Code (UACS): 060010000000  
Fund Cluster: 01 - Regular Agency Fund

Authorization: 01 - Current Year Appropriations

Particulars	UACS CODE	Current Year Disbursements					Total	Balances			
		1st Quarter	2nd Quarter	3rd Quarter	4th Quarter	Unreleased Appropriations		Unobligated Allotment	Unpaid Obligations		
		Ending	Ending	Ending	Ending				(15-20) = (23+24)		
31-Mar	30-Jun	Sept. 30	Dec. 31	21=(5-10)	22=(10-15)	Due and Demandable	Not Yet Due and Demandable				
1	2	16	17	18	19	20=(16+17+18+19)	21	22	23	24	
Region II - Cagayan Valley	6001000000	53,830.59	53,944.04	3,225.37		111,000.00					
Regional Office - II	6001030002	53,830.59	53,944.04	3,225.37		111,000.00					
PS		53,830.59	53,944.04	3,225.37		111,000.00					
Region III - Central Luzon	6001000000	64,121.64	71,072.59	67,365.36	9,440.41	212,000.00					
Regional Office - III	6001030003	64,121.64	71,072.59	67,365.36	9,440.41	212,000.00					
PS		64,121.64	71,072.59	67,365.36	9,440.41	212,000.00					
Region IVA - CALABARZON	6001000000	32,873.79	47,528.50	49,872.45	83,725.26	214,000.00					
Regional Office - IVA	6001030004	32,873.79	47,528.50	49,872.45	83,725.26	214,000.00					
PS		32,873.79	47,528.50	49,872.45	83,725.26	214,000.00					
Region V - Bicol	6001000000	61,128.78	66,185.20	50,391.72	48,779.76	226,485.46			3,514.54		
Regional Office V	6001030005	61,128.78	66,185.20	50,391.72	48,779.76	226,485.46			3,514.54		
PS		61,128.78	66,185.20	50,391.72	48,779.76	226,485.46			3,514.54		
Region VI - Western Visayas	6001000000	28,888.52	106,048.92	41,062.56		176,000.00					
Regional Office VI	6001030006	28,888.52	106,048.92	41,062.56		176,000.00					
PS		28,888.52	106,048.92	41,062.56		176,000.00					
Region VII - Central Visayas	6001000000	66,012.48	71,663.77	25,323.75		163,000.00					
Regional Office VII	6001030007	66,012.48	71,663.77	25,323.75		163,000.00					
PS		66,012.48	71,663.77	25,323.75		163,000.00					
Region VIII - Eastern Visayas	6001000000	33,400.58	67,910.42	50,926.76	35,762.24	188,000.00					
Regional Office VIII	6001030008	33,400.58	67,910.42	50,926.76	35,762.24	188,000.00					
PS		33,400.58	67,910.42	50,926.76	35,762.24	188,000.00					
Region IX - Zamboanga Peninsula	6001000000			103,955.10	92,272.32	196,227.42			5,772.58		
Regional Office IX	6001030009			103,955.10	92,272.32	196,227.42			5,772.58		
PS				103,955.10	92,272.32	196,227.42			5,772.58		
Region X - Northern Mindanao	6001000000	19,244.16	40,605.60	29,981.52	78,838.46	168,669.74			18,330.26		
Regional Office X	6001030010	19,244.16	40,605.60	29,981.52	78,838.46	168,669.74			18,330.26		
PS		19,244.16	40,605.60	29,981.52	78,838.46	168,669.74			18,330.26		
Region XI - Davao	6001000000	34,180.32	84,478.68	61,067.16	24,273.84	204,000.00					
Regional Office XI	6001030011	34,180.32	84,478.68	61,067.16	24,273.84	204,000.00					
PS		34,180.32	84,478.68	61,067.16	24,273.84	204,000.00					
Region XII - SOCCSKSARGEN	6001000000	43,495.56	31,653.36	47,480.04	33,921.10	156,550.06			5,449.94		
Regional Office - XII	6001030012	43,495.56	31,653.36	47,480.04	33,921.10	156,550.06			5,449.94		
PS		43,495.56	31,653.36	47,480.04	33,921.10	156,550.06			5,449.94		
National Capital Region (NCR)	6001000000	547,536.79	900,991.67	1,164,185.01	876,155.67	3,488,869.14			2.86		
Central Office	6001010000	481,832.95	842,805.23	1,108,287.81	823,943.15	3,256,869.14			2.86		
PS		481,832.95	842,805.23	1,108,287.81	823,943.15	3,256,869.14			2.86		
Regional Office - NCR	6001030013	65,703.84	58,186.44	55,897.20	52,212.52	232,000.00					
PS		65,703.84	58,186.44	55,897.20	52,212.52	232,000.00					
Cordillera Administrative Region (CAR)	6001000000		45,006.12	135,018.36	21,975.52	202,000.00					
Regional Office - CAR	6001030014		45,006.12	135,018.36	21,975.52	202,000.00					
PS			45,006.12	135,018.36	21,975.52	202,000.00					

Handwritten initials and a signature: "my" and "BOP" with a circled mark.



STATEMENT OF APPROPRIATIONS, ALLOTMENTS, OBLIGATIONS, DISBURSEMENTS AND BALANCES  
As of the Quarter Ending December 31, 2016

Department: Department of Budget and Management (DBM)  
Agency: Office of the Secretary  
Operating Unit: All  
Organization Code (UACS): 060010000000  
Fund Cluster: 01 - Regular Agency Fund

Authorization: 01 - Current Year Appropriations

Particulars	UACS CODE	Current Year Disbursements					Total	Balances			
		1st Quarter	2nd Quarter	3rd Quarter	4th Quarter	Unreleased Appropriations		Unobligated Allotment	Unpaid Obligations		
		Ending	Ending	Ending	Ending				Due and Demandable	Not Yet Due and Demandable	
1	2	16	17	18	19	20=(16+17+18+19)	21=(5-10)	22=(10-15)	23	24	
Region XIII - CARAGA	60010000000	17,720.64	17,720.64	17,720.64	17,720.64	70,882.56		397.44			
Regional Office - XIII	60010300016	17,720.64	17,720.64	17,720.64	17,720.64	70,882.56		397.44			
PS		17,720.64	17,720.64	17,720.64	17,720.64	70,882.56		397.44			
Region IVB - MIMAROPA	60010000000	41,403.13	43,302.19	42,803.97	62,169.76	189,679.05		0.95			
Regional Office - IVB	60010300017	41,403.13	43,302.19	42,803.97	62,169.76	189,679.05		0.95			
PS		41,403.13	43,302.19	42,803.97	62,169.76	189,679.05		0.95			
Customs duties and taxes, including tax expenditures	1104105	1,053,314.68				1,053,314.68		0.32			
General Administration and Support	1000000000	1,053,314.68				1,053,314.68		0.32			
General Administration and Support Services	1000100000	1,053,314.68				1,053,314.68		0.32			
General Management and Supervision	103001000100001	1,053,314.68				1,053,314.68		0.32			
MOOE		1,053,314.68				1,053,314.68		0.32			
III. Special Purpose Fund		14,015,879.38	1,673,918,884.95	26,585,762.39	42,510,071.82	1,757,030,598.54		915,874.46	169,600.00		
Special Shares of LGUs in the Proceeds of National Taxes	1101262		1,613,255,236.00			1,613,255,236.00					
Allocation to Local Government Units	9020000000		1,613,255,236.00			1,613,255,236.00					
Special Shares of LGUs in the Proceeds of National Taxes	9020200000		1,613,255,236.00			1,613,255,236.00					
Share in Tobacco Excise Tax Pursuant to R.A. 7171 (Virginie)	108009020200001		785,822,108.00			785,822,108.00					
National Capital Region (NCR)	60010000000		785,822,108.00			785,822,108.00					
Central Office	60010100000		785,822,108.00			785,822,108.00					
MOOE			785,822,108.00			785,822,108.00					
Share in Tobacco Excise Tax Pursuant to R.A. 10351 (Burely and Native Tobacco), including P169,605,000 for prior years share of entitled cities and municipalities	108009020200002		827,433,128.00			827,433,128.00					
Department of Budget and Management (DBM)	60000000000		827,433,128.00			827,433,128.00					
Office of the Secretary	60010000000		827,433,128.00			827,433,128.00					
National Capital Region (NCR)	60010000000		827,433,128.00			827,433,128.00					
Central Office	60010100000		827,433,128.00			827,433,128.00					
MOOE			827,433,128.00			827,433,128.00					
Miscellaneous Personnel Benefits Fund	1101406	5,545,013.99	35,900,883.55	7,362,305.06	20,534,316.25	69,342,518.85		915,836.15	169,600.00		
Miscellaneous Personnel Benefits Fund	9070000000	5,545,013.99	35,900,883.55	7,362,305.06	20,534,316.25	69,342,518.85		915,836.15	169,600.00		
Performance-Based Bonus	103009070100000				8,851,900.00	8,851,900.00		10,500.00	169,600.00		
Region I - Ilocos	60010000000				170,000.00	170,000.00					
Regional Office - I	60010300001				170,000.00	170,000.00					
PS					170,000.00	170,000.00					
Region II - Cagayan Valley	60010000000				333,000.00	333,000.00					
Regional Office - II	60010300002				333,000.00	333,000.00					
PS					333,000.00	333,000.00					
Region III - Central Luzon	60010000000				246,300.00	246,300.00					
Regional Office - III	60010300003				246,300.00	246,300.00					
PS					246,300.00	246,300.00					
Region IVA - CALABARZON	60010000000				262,900.00	262,900.00					
Regional Office - IVA	60010300004				262,900.00	262,900.00					
PS					262,900.00	262,900.00					
Region V - Bicol	60010000000				216,700.00	216,700.00					
Regional Office V	60010300005				216,700.00	216,700.00					
PS					216,700.00	216,700.00					

M BAP

STATEMENT OF APPROPRIATIONS, ALLOTMENTS, OBLIGATIONS, DISBURSEMENTS AND BALANCES  
As of the Quarter Ending December 31, 2016

Department: Department of Budget and Management (DBM)  
Agency: Office of the Secretary  
Operating Unit: All  
Organization Code (UACS): 060010000000  
Fund Cluster: 01 - Regular Agency Fund

Authorization: 01 - Current Year Appropriations

Particulars	UACS CODE	Current Year Disbursements					Balances				
		1st Quarter	2nd Quarter	3rd Quarter	4th Quarter	Total	Unreleased Appropriations	Unobligated Allotment	Unpaid Obligations		
		Ending	Ending	Ending	Ending				(15-20) = (23+24)	Due and Demandable	Not Yet Due and Demandable
1	2	16	17	18	19	20=(16+17+18+19)	21=(5-10)	22=(10-15)	23	24	
Region VI - Western Visayas	60010000000				152,000.00	152,000.00			500.00		
Regional Office VI	60010300006				152,000.00	152,000.00			500.00		
PS					152,000.00	152,000.00			500.00		
Region VII - Central Visayas	60010000000				130,000.00	130,000.00					
Regional Office VII	60010300007				130,000.00	130,000.00					
PS					130,000.00	130,000.00					
Region VIII - Eastern Visayas	60010000000				153,500.00	153,500.00					
Regional Office VIII	60010300008				153,500.00	153,500.00					
PS					153,500.00	153,500.00					
Region IX - Zamboanga Peninsula	60010000000				148,500.00	148,500.00					
Regional Office IX	60010300009				148,500.00	148,500.00					
PS					148,500.00	148,500.00					
Region X - Northern Mindanao	60010000000				139,000.00	139,000.00					
Regional Office X	60010300010				139,000.00	139,000.00					
PS					139,000.00	139,000.00					
Region XI - Davao	60010000000				141,500.00	141,500.00					
Regional Office XI	60010300011				141,500.00	141,500.00					
PS					141,500.00	141,500.00					
Region XII - SOCCSKSARGEN	60010000000				155,000.00	155,000.00					
Regional Office - XII	60010300012				155,000.00	155,000.00					
PS					155,000.00	155,000.00					
National Capital Region (NCR)	60010000000				6,154,500.00	6,154,500.00			10,000.00	169,600.00	
Central Office	60010100000				6,009,500.00	6,009,500.00			10,000.00	169,600.00	
PS					6,009,500.00	6,009,500.00			10,000.00	169,600.00	
Regional Office - NCR	60010300013				145,000.00	145,000.00					
PS					145,000.00	145,000.00					
Cordillera Administrative Region (CAR)	60010000000				194,000.00	194,000.00					
Regional Office - CAR	60010300014				194,000.00	194,000.00					
PS					194,000.00	194,000.00					
Region XIII - CARAGA	60010000000				130,000.00	130,000.00					
Regional Office - XIII	60010300016				130,000.00	130,000.00					
PS					130,000.00	130,000.00					
Region IVB - MIMAROPA	60010000000				125,000.00	125,000.00					
Regional Office - IVB	60010300017				125,000.00	125,000.00					
PS					125,000.00	125,000.00					
For Payment of Other Personnel Benefits	103009070600000		1,388,961.00		1,432.00	1,390,393.00					
Region I - Ilocos	60010000000		703,017.00			703,017.00					
Regional Office - I	60010300001		703,017.00			703,017.00					
PS			703,017.00			703,017.00					
Region XIII - CARAGA	60010000000		685,944.00		1,432.00	687,376.00					
Regional Office - XIII	60010300016		685,944.00		1,432.00	687,376.00					
PS			685,944.00		1,432.00	687,376.00					

CP

my CAP

STATEMENT OF APPROPRIATIONS, ALLOTMENTS, OBLIGATIONS, DISBURSEMENTS AND BALANCES  
As of the Quarter Ending December 31, 2016

FAR No. 1

Department: Department of Budget and Management (DBM)  
Agency: Office of the Secretary  
Operating Unit: All  
Organization Code (UACS): 060010000000  
Fund Cluster: 01 - Regular Agency Fund

Authorization: 01 - Current Year Appropriations

Particulars	UACS CODE	Current Year Disbursements					Total	Balances			
		1st Quarter	2nd Quarter	3rd Quarter	4th Quarter	Unreleased Appropriations		Unobligated Allotment	Unpaid Obligations		
		Ending	Ending	Ending	Ending				(15-20) = (23+24)	Due and Demandable	Not Yet Due and Demandable
1	2	16	17	18	19	20=(16+17+18+19)	21=(5-10)	22=(10-15)	23		
For Payment of Compensation Adjustment	103009070700000	5,545,013.99	34,511,922.55	7,362,305.06	11,680,984.25	59,100,225.85			905,336.15		
Region I - Ilocos	60010000000	138,407.13	366,734.94	158,108.66	94,749.27	758,000.00					
Regional Office - I	60010300001	138,407.13	366,734.94	158,108.66	94,749.27	758,000.00					
PS		138,407.13	366,734.94	158,108.66	94,749.27	758,000.00					
Region II - Cagayan Valley	60010000000	166,602.00	803,844.00		835,214.00	1,805,660.00					
Regional Office - II	60010300002	166,602.00	803,844.00		835,214.00	1,805,660.00					
PS		166,602.00	803,844.00		835,214.00	1,805,660.00					
Region III - Central Luzon	60010000000	235,536.77	779,236.00	716,463.23		1,731,236.00					
Regional Office - III	60010300003	235,536.77	779,236.00	716,463.23		1,731,236.00					
PS		235,536.77	779,236.00	716,463.23		1,731,236.00					
Region IVA - CALABARZON	60010000000	460,472.00	1,330,982.00			1,791,454.00					
Regional Office - IVA	60010300004	460,472.00	1,330,982.00			1,791,454.00					
PS		460,472.00	1,330,982.00			1,791,454.00					
Region V - Bicol	60010000000	95,004.09	941,032.06	219,938.94	176,912.91	1,432,888.00					
Regional Office V	60010300005	95,004.09	941,032.06	219,938.94	176,912.91	1,432,888.00					
PS		95,004.09	941,032.06	219,938.94	176,912.91	1,432,888.00					
Region VI - Western Visayas	60010000000	81,257.00	996,949.00	243,771.00	451,201.00	1,773,178.00					
Regional Office VI	60010300006	81,257.00	996,949.00	243,771.00	451,201.00	1,773,178.00					
PS		81,257.00	996,949.00	243,771.00	451,201.00	1,773,178.00					
Region VII - Central Visayas	60010000000		1,805,784.42		25,976.58	1,831,761.00					
Regional Office VII	60010300007		1,805,784.42		25,976.58	1,831,761.00					
PS			1,805,784.42		25,976.58	1,831,761.00					
Region VIII - Eastern Visayas	60010000000		921,631.14	199,030.55	488,810.31	1,609,472.00					
Regional Office VIII	60010300008		921,631.14	199,030.55	488,810.31	1,609,472.00					
PS			921,631.14	199,030.55	488,810.31	1,609,472.00					
Region IX - Zamboanga Peninsula	60010000000	158,124.00	699,542.00		450,255.00	1,307,921.00			423,362.00		
Regional Office IX	60010300009	158,124.00	699,542.00		450,255.00	1,307,921.00			423,362.00		
PS		158,124.00	699,542.00		450,255.00	1,307,921.00			423,362.00		
Region X - Northern Mindanao	60010000000		805,159.00	154,094.68	373,034.49	1,332,288.17			95,331.83		
Regional Office X	60010300010		805,159.00	154,094.68	373,034.49	1,332,288.17			95,331.83		
PS			805,159.00	154,094.68	373,034.49	1,332,288.17			95,331.83		
Region XI - Davao	60010000000	148,824.00	784,810.99		595,908.06	1,529,543.05			0.95		
Regional Office XI	60010300011	148,824.00	784,810.99		595,908.06	1,529,543.05			0.95		
PS		148,824.00	784,810.99		595,908.06	1,529,543.05			0.95		
Region XII - SOCCSKSARGEN	60010000000	653,114.00	691,719.00			1,344,833.00					
Regional Office - XII	60010300012	653,114.00	691,719.00			1,344,833.00					
PS		653,114.00	691,719.00			1,344,833.00					
National Capital Region (NCR)	60010000000	3,065,062.00	21,120,455.00	5,473,243.00	7,283,086.00	36,941,846.00			386,641.00		
Central Office	60010100000	3,065,062.00	20,399,855.00	5,230,593.00	6,665,854.00	35,361,364.00			386,641.00		
PS		3,065,062.00	20,399,855.00	5,230,593.00	6,665,854.00	35,361,364.00			386,641.00		
Regional Office - NCR	60010300013		720,600.00	242,650.00	617,232.00	1,580,482.00					
PS			720,600.00	242,650.00	617,232.00	1,580,482.00					

M  
BOP

STATEMENT OF APPROPRIATIONS, ALLOTMENTS, OBLIGATIONS, DISBURSEMENTS AND BALANCES  
As of the Quarter Ending December 31, 2016

FAR No. 1

Department: Department of Budget and Management (DBM)  
Agency: Office of the Secretary  
Operating Unit: All  
Organization Code (UACS): 060010000000  
Fund Cluster: 01 - Regular Agency Fund

Authorization: 01 - Current Year Appropriations

Particulars	UACS CODE	Current Year Disbursements					Total	Balances			
		1st Quarter	2nd Quarter	3rd Quarter	4th Quarter	Unreleased Appropriations		Unobligated Allotment	Unpaid Obligations		
		Ending	Ending	Ending	Ending				Due and Demandable	Not Yet Due and Demandable	
1	2	16	17	18	19	20=(16+17+18+19)	21=(5-10)	22=(10-15)	23	24	
Cordillera Administrative Region (CAR)	6001000000	145,454.00	707,875.00			655,675.00	1,509,004.00				
Regional Office - CAR	60010300014	145,454.00	707,875.00			655,675.00	1,509,004.00				
PS		145,454.00	707,875.00			655,675.00	1,509,004.00				
Region XIII - CARAGA	60010000000	197,157.00	197,655.00	197,655.00	250,162.00		842,629.00				
Regional Office - XIII	60010300016	197,157.00	197,655.00	197,655.00	250,162.00		842,629.00				
PS		197,157.00	197,655.00	197,655.00	250,162.00		842,629.00				
Region IVB - MIMAROPA	60010000000		1,558,513.00		(0.37)		1,558,512.63		0.37		
Regional Office - IVB	60010300017		1,558,513.00		(0.37)		1,558,512.63		0.37		
PS			1,558,513.00		(0.37)		1,558,512.63		0.37		
Pension and Gratuity Fund	1101407	8,470,865.39	24,762,765.40	19,223,457.33	21,975,755.57		74,432,843.69		38.31		
Pension and Gratuity Fund	9080000000	8,470,865.39	24,762,765.40	19,223,457.33	21,975,755.57		74,432,843.69		38.31		
For payment of retirement and terminal leave benefits	282009080200000	5,383,671.49	16,468,613.71	10,847,837.31	8,695,000.83		41,395,123.34		27.66		
Region I - Ilocos	60010000000	277,143.00	899,429.76	207,381.53			1,383,954.29		0.71		
Regional Office - I	60010300001	277,143.00	899,429.76	207,381.53			1,383,954.29		0.71		
PS		277,143.00	899,429.76				1,176,572.76		0.24		
MOOE				207,381.53			207,381.53		0.47		
Region II - Cagayan Valley	60010000000				632,454.00		632,454.00				
Regional Office - II	60010300002				632,454.00		632,454.00				
PS					632,454.00		632,454.00				
Region III - Central Luzon	60010000000	387,869.00			1,385,114.00		1,772,983.00				
Regional Office - III	60010300003	387,869.00			1,385,114.00		1,772,983.00				
PS		387,869.00			1,385,114.00		1,772,983.00				
Region IVA - CALABARZON	60010000000	456,881.00	490,713.00	924,362.00	1,401,814.04		3,273,770.04		0.96		
Regional Office - IVA	60010300004	456,881.00	490,713.00	924,362.00	1,401,814.04		3,273,770.04		0.96		
PS		456,881.00	490,713.00	924,362.00	1,112,569.04		2,984,525.04		0.96		
MOOE					289,245.00		289,245.00				
Region V - Bicol	60010000000	106,208.12	223,213.00	1,001,798.83	326,457.00		1,657,676.95		1.05		
Regional Office V	60010300005	106,208.12	223,213.00	1,001,798.83	326,457.00		1,657,676.95		1.05		
PS		106,208.12	223,213.00	1,001,798.83			1,331,219.95		1.05		
MOOE					326,457.00		326,457.00				
Region VI - Western Visayas	60010000000	1,029,984.59	1,712,161.92	716,514.15	283,438.86		3,742,099.52		11.48		
Regional Office VI	60010300006	1,029,984.59	1,712,161.92	716,514.15	283,438.86		3,742,099.52		11.48		
MOOE		1,029,984.59	1,712,161.92	716,514.15	283,438.86		3,742,099.52		11.48		
Region VII - Central Visayas	60010000000	1,040,320.00	3,193,569.55	2,012,524.00	1,515,458.00		7,761,871.55		0.45		
Regional Office VII	60010300007	1,040,320.00	3,193,569.55	2,012,524.00	1,515,458.00		7,761,871.55		0.45		
PS		1,040,320.00	3,193,569.55	1,083,419.00			5,317,308.55		0.45		
MOOE				929,105.00	1,515,458.00		2,444,563.00				
Region VIII - Eastern Visayas	60010000000	72,410.00	154,159.30	318,675.00	644,471.00		1,189,715.30		0.70		
Regional Office VIII	60010300008	72,410.00	154,159.30	318,675.00	644,471.00		1,189,715.30		0.70		
MOOE		72,410.00	154,159.30	318,675.00	644,471.00		1,189,715.30		0.70		
Region IX - Zamboanga Peninsula	60010000000	277,018.82	535,100.67	826,487.58			1,638,607.07		0.93		
Regional Office IX	60010300009	277,018.82	535,100.67	826,487.58			1,638,607.07		0.93		
PS		277,018.82	535,100.67	826,487.58			1,638,607.07		0.93		

14 EOT

STATEMENT OF APPROPRIATIONS, ALLOTMENTS, OBLIGATIONS, DISBURSEMENTS AND BALANCES  
As of the Quarter Ending December 31, 2016

Department: Department of Budget and Management (DBM)  
Agency: Office of the Secretary  
Operating Unit: All  
Organization Code (UACS): 060010000000  
Fund Cluster: 01 - Regular Agency Fund

Authorization: 01 - Current Year Appropriations

Particulars	UACS CODE	Current Year Disbursements					Balances				
		1st Quarter	2nd Quarter	3rd Quarter	4th Quarter	Total	Unreleased Appropriations	Unobligated Allotment	Unpaid Obligations		
		Ending	Ending	Ending	Ending				(15-20) = (23+24)	Due and Demandable	Not Yet Due and Demandable
1	2	16	17	18	19	20=(16+17+18+19)	21=(5-10)	22=(10-15)	23	24	
Region X - Northern Mindanao	60010000000					770,766.26	770,766.26		0.74		
Regional Office X	60010300010					770,766.26	770,766.26		0.74		
PS						770,766.26	770,766.26		0.74		
Region XI - Davao	60010000000	320,222.00	1,025,465.00	154,994.00	135,720.00	1,636,401.00					
Regional Office XI	60010300011	320,222.00	1,025,465.00	154,994.00	135,720.00	1,636,401.00					
PS		320,222.00	1,025,465.00	154,994.00	135,720.00	1,636,401.00					
Region XII - SOCCSKSARGEN	60010000000	180,435.00	1,146,674.00	262,821.00	8,950.00	1,598,880.00					
Regional Office - XII	60010300012	180,435.00	1,146,674.00	262,821.00	8,950.00	1,598,880.00					
PS		180,435.00	1,146,674.00	262,821.00	8,950.00	1,598,880.00					
MOOE					8,950.00	8,950.00					
National Capital Region (NCR)	60010000000	424,500.96	7,088,127.51	3,590,117.22	700,914.67	11,803,660.36			10.64		
Central Office	60010100000	167,390.46	6,235,177.41	3,237,415.48		9,639,983.35			5.65		
PS		167,390.46	6,235,177.41	3,237,415.48		9,639,983.35			5.65		
Regional Office - NCR	60010300013	257,110.50	852,950.10	352,701.74	700,914.67	2,163,677.01			4.99		
PS		257,110.50	852,950.10	352,701.74	597,437.08	2,060,199.42			4.58		
MOOE					103,477.59	103,477.59			0.41		
Cordillera Administrative Region (CAR)	60010000000			258,081.00	805,256.00	1,063,337.00					
Regional Office - CAR	60010300014			258,081.00	805,256.00	1,063,337.00					
MOOE				258,081.00	805,256.00	1,063,337.00					
Region XIII - CARAGA	60010000000				84,187.00	84,187.00					
Regional Office - XIII	60010300016				84,187.00	84,187.00					
MOOE					84,187.00	84,187.00					
Region IVB - MIMAROPA	60010000000	810,679.00		574,081.00		1,384,760.00					
Regional Office - IVB	60010300017	810,679.00		574,081.00		1,384,760.00					
PS		810,679.00		574,081.00		1,384,760.00					
For payment of monetization of leave credits	103009080400000	3,087,193.90	8,294,151.69	8,375,620.02	13,280,754.74	33,037,720.35			10.65		
Region I - Ilocos	60010000000	161,973.90	2,550,248.91			2,712,222.81			2.19		
Regional Office - I	60010300001	161,973.90	2,550,248.91			2,712,222.81			2.19		
PS			162,501.35			162,501.35			0.65		
MOOE		161,973.90	2,387,747.56			2,549,721.46			1.54		
Region III - Central Luzon	60010000000	733,177.00	1,027,191.00		2,036,558.00	3,796,926.00					
Regional Office - III	60010300003	733,177.00	1,027,191.00		2,036,558.00	3,796,926.00					
PS		733,177.00	1,027,191.00		1,307,083.00	3,067,451.00					
MOOE					729,475.00	729,475.00					
Region V - Bicol	60010000000				201,700.00	201,700.00					
Regional Office V	60010300005				201,700.00	201,700.00					
MOOE					201,700.00	201,700.00					
Region VI - Western Visayas	60010000000		432,090.50	394,912.14		827,002.64			2.36		
Regional Office VI	60010300006		432,090.50	394,912.14		827,002.64			2.36		
PS			219,454.14			219,454.14			0.86		
MOOE			212,636.36	394,912.14		607,548.50			1.50		

M EOP

STATEMENT OF APPROPRIATIONS, ALLOTMENTS, OBLIGATIONS, DISBURSEMENTS AND BALANCES  
As of the Quarter Ending December 31, 2016

Department: Department of Budget and Management (DBM)  
Agency: Office of the Secretary  
Operating Unit: All  
Organization Code (UACS): 060010000000  
Fund Cluster: 01 - Regular Agency Fund

Authorization: 01 - Current Year Appropriations

Particulars	UACS CODE	Current Year Disbursements					Total	Balances			
		1st Quarter	2nd Quarter	3rd Quarter	4th Quarter	Unreleased Appropriations		Unobligated Allotment	Unpaid Obligations		
		Ending	Ending	Ending	Ending				(15-20) = (23+24)	Due and Demandable	Not Yet Due and Demandable
1	2	16	17	18	19	20=(16+17+18+19)	21=(5-10)	22=(10-15)	23	24	
Region VII - Central Visayas	6001000000	225,860.00	728,609.23	1,982,746.07	985,506.00	3,922,721.30			1.70		
Regional Office VII	60010300007	225,860.00	728,609.23	1,982,746.07	985,506.00	3,922,721.30			1.70		
PS		225,860.00	728,609.23	1,697,525.07		2,651,994.30			1.70		
MOOE				285,221.00	985,506.00	1,270,727.00					
Region VIII - Eastern Visayas	60010000000			1,294,283.00	1,476,419.00	2,770,702.00					
Regional Office VIII	60010300008			1,294,283.00	1,476,419.00	2,770,702.00					
MOOE				1,294,283.00	1,476,419.00	2,770,702.00					
Region IX - Zamboanga Peninsula	60010000000	1,322,905.00	827,898.98	863,113.00	324,664.00	3,338,580.98			1.02		
Regional Office IX	60010300009	1,322,905.00	827,898.98	863,113.00	324,664.00	3,338,580.98			1.02		
PS		1,322,905.00	827,898.98	863,113.00	324,664.00	3,338,580.98			1.02		
Region X - Northern Mindanao	60010000000		120,504.88	22,839.81	53,287.15	196,631.84			1.16		
Regional Office X	60010300010		120,504.88	22,839.81	53,287.15	196,631.84			1.16		
PS			120,504.88	22,839.81	53,287.15	196,631.84			1.16		
Region XI - Davao	60010000000		2,162,847.79	643,395.00	772,736.00	3,578,978.79			1.21		
Regional Office XI	60010300011		2,162,847.79	643,395.00	772,736.00	3,578,978.79			1.21		
PS			2,162,847.79	643,395.00	772,736.00	3,578,978.79			1.21		
Region XII - SOCCSKSARGEN	60010000000		311,363.40	216,061.00		527,424.40			0.60		
Regional Office - XII	60010300012		311,363.40	216,061.00		527,424.40			0.60		
PS			311,363.40	216,061.00		527,424.40			0.60		
National Capital Region (NCR)	60010000000				7,429,884.59	7,429,884.59			0.41		
Regional Office - NCR	60010300013				7,429,884.59	7,429,884.59			0.41		
MOOE					7,429,884.59	7,429,884.59			0.41		
Cordillera Administrative Region (CAR)	60010000000	486,582.00	133,397.00	133,896.00		753,875.00					
Regional Office - CAR	60010300014	486,582.00	133,397.00	133,896.00		753,875.00					
MOOE		486,582.00	133,397.00	133,896.00		753,875.00					
Region XIII - CARAGA	60010000000			51,795.00		51,795.00					
Regional Office - XIII	60010300016			51,795.00		51,795.00					
MOOE				51,795.00		51,795.00					
Region IVB - MIMAROPA	60010000000	156,696.00		2,772,579.00		2,929,275.00					
Regional Office - IVB	60010300017	156,696.00		2,772,579.00		2,929,275.00					
PS		156,696.00		2,772,579.00		2,929,275.00					
<b>GRAND TOTAL</b>		<b>449,961,033.04</b>	<b>2,167,079,635.62</b>	<b>505,560,114.01</b>	<b>640,127,082.21</b>	<b>3,762,727,864.88</b>	<b>8,412,051.00</b>	<b>433,602,033.32</b>	<b>13,173,004.15</b>	<b>78,598,066.65</b>	
PS		410,827,312.11	489,930,238.53	443,165,170.61	541,475,342.74	1,885,398,063.99	8,412,051.00	33,178,039.16	4,197,570.85		
MOOE		37,723,273.81	1,668,737,583.67	55,302,366.39	88,708,500.97	1,850,471,724.84		385,986,987.50	6,327,153.51	61,994,429.15	
FinEX		2,910.00	1,340.00	4,035.00	3,085.00	11,370.00		94,430.00	1,200.00		
CO		1,407,537.12	8,410,473.42	7,088,542.01	9,940,153.50	26,846,706.05		14,342,576.66	2,647,079.79	16,703,637.50	

Recommended By:

DOLORES E. GALURA  
Director, FS  
Date:

Approved By:

ATTY. AGNES JOYCE G. BAILEN  
Undersecretary for Internal Management  
Date:









STATEMENT OF APPROPRIATIONS, ALLOTMENTS, OBLIGATIONS, DISBURSEMENTS AND BALANCES  
As of the Quarter Ending December 31, 2016

Department: Department of Budget and Management (DBM)  
Agency: Office of the Secretary  
Operating Unit: All  
Organization Code (UACS): 060010000000  
Fund Cluster: 01 - Regular Agency Fund

Authorization: 02 - Continuing Appropriations

Particulars	UACS CODE	Appropriation			Allotments					Current Year Obligations				
		Authorized Appropriation	Adjustments (Transfer To)/From, Realignment)	Adjusted Appropriations	Allotments Received	Adjustments (Withdrawal, Realignment)	Transfer To	Transfer From	Adjusted Total Allotments	1st Quarter Ending 31-Mar	2nd Quarter Ending 30-Jun	3rd Quarter Ending Sept. 30	4th Quarter Ending Dec. 31	Total
1	2	3	4	5=(3+4)	6	7	8	9	10=((6+(-7)-8+9)	11	12	13	14	15=(11+12+13+14)
Region VI - Western Visayas	6001000000	126,480.26		126,480.26	126,480.26				126,480.26	16,452.00		40,685.40		57,137.40
Regional Office VI	60010300006	126,480.26		126,480.26	126,480.26				126,480.26	16,452.00		40,685.40		163,137.40
MOOE		16,457.26		16,457.26	16,457.26				16,457.26	16,452.00				16,452.00
CO		110,023.00		110,023.00	110,023.00				110,023.00			40,685.40		40,685.40
Region VII - Central Visayas	6001000000	164,020.85		164,020.85	164,020.85				164,020.85	163,762.01				163,762.01
Regional Office VII	60010300007	164,020.85		164,020.85	164,020.85				164,020.85	163,762.01				163,762.01
MOOE		164,020.85		164,020.85	164,020.85				164,020.85	163,762.01				163,762.01
Region VIII - Eastern Visayas	6001000000	38,834.49		38,834.49	38,834.49				38,834.49	12,190.39	5,266.50	21,376.75		38,833.64
Regional Office VIII	60010300008	38,834.49		38,834.49	38,834.49				38,834.49	12,190.39	5,266.50	21,376.75		38,833.64
MOOE		38,834.49		38,834.49	38,834.49				38,834.49	12,190.39	5,266.50	21,376.75		38,833.64
Region IX - Zamboanga Peninsula	6001000000	182,349.73		182,349.73	182,349.73				182,349.73	8,818.43		7,861.31		16,679.74
Regional Office IX	60010300009	182,349.73		182,349.73	182,349.73				182,349.73	8,818.43		7,861.31		16,679.74
MOOE		182,349.73		182,349.73	182,349.73				182,349.73	8,818.43		7,861.31		16,679.74
Region X - Northern Mindanao	6001000000	75,199.06		75,199.06	75,199.06				75,199.06	66,141.83	8,609.58			74,751.41
Regional Office X	60010300010	75,199.06		75,199.06	75,199.06				75,199.06	66,141.83	8,609.58			74,751.41
MOOE		71,659.06		71,659.06	71,659.06				71,659.06	66,141.83	5,518.62			71,658.45
CO		3,540.00		3,540.00	3,540.00				3,540.00		3,092.96			3,092.96
Region XI - Davao	6001000000	234,493.25		234,493.25	234,493.25				234,493.25	83,078.26	12,104.65	112,222.69	19,625.70	227,031.30
Regional Office XI	60010300011	234,493.25		234,493.25	234,493.25				234,493.25	83,078.26	12,104.65	112,222.69	19,625.70	227,031.30
MOOE		234,493.25		234,493.25	234,493.25				234,493.25	83,078.26	12,104.65	112,222.69	19,625.70	227,031.30
Region XII - SOCCSKSARGEN	6001000000	2.00		2.00	2.00				2.00					
Regional Office - XII	60010300012	2.00		2.00	2.00				2.00					
MOOE		2.00		2.00	2.00				2.00					
National Capital Region (NCR)	6001000000	8,531,094.59		8,531,094.59	8,531,094.59				8,531,094.59	663,918.14	380,587.87	346,874.10	501,189.89	1,882,570.00
Central Office	60010100000	7,603,950.68		7,603,950.68	7,603,950.68				7,603,950.68	549,730.36	101,191.36	268,419.75	241,925.24	1,161,266.71
MOOE		7,603,950.68		7,603,950.68	7,603,950.68				7,603,950.68	549,730.36	101,191.36	268,419.75	241,925.24	1,161,266.71
Regional Office - NCR	60010300013	927,143.91		927,143.91	927,143.91				927,143.91	104,187.78	279,396.51	78,454.35	259,264.65	721,303.29
MOOE		688,853.91		688,853.91	688,853.91				688,853.91	104,187.78	279,396.51	78,454.35	222,964.65	685,003.29
CO		238,290.00		238,290.00	238,290.00				238,290.00				36,300.00	36,300.00
Cordillera Administrative Region (CAR)	6001000000	390,793.17		390,793.17	390,793.17				390,793.17	308,920.93	62,339.06	17,138.37	1,670.00	390,068.36
Regional Office - CAR	60010300014	390,793.17		390,793.17	390,793.17				390,793.17	308,920.93	62,339.06	17,138.37	1,670.00	390,068.36
MOOE		390,793.17		390,793.17	390,793.17				390,793.17	308,920.93	62,339.06	17,138.37	1,670.00	390,068.36
Region XIII - CARAGA	6001000000	65,428.92		65,428.92	65,428.92				65,428.92	4,199.00	33,425.97	4,594.69	22,957.69	65,177.35
Regional Office - XIII	60010300016	65,428.92		65,428.92	65,428.92				65,428.92	4,199.00	33,425.97	4,594.69	22,957.69	65,177.35
MOOE		65,428.92		65,428.92	65,428.92				65,428.92	4,199.00	33,425.97	4,594.69	22,957.69	65,177.35
Region IVB - MIMAROPA	6001000000	273,597.48		273,597.48	273,597.48				273,597.48	273,351.69				273,351.69
Regional Office - IVB	60010300017	273,597.48		273,597.48	273,597.48				273,597.48	273,351.69				273,351.69
MOOE		273,597.48		273,597.48	273,597.48				273,597.48	273,351.69				273,351.69

M BOP



STATEMENT OF APPROPRIATIONS, ALLOTMENTS, OBLIGATIONS, DISBURSEMENTS AND BALANCES  
As of the Quarter Ending December 31, 2016

Department: Department of Budget and Management (DBM)  
Agency: Office of the Secretary  
Operating Unit: All  
Organization Code (UACS): 06001000000  
Fund Cluster: 01 - Regular Agency Fund

Authorization: 02 - Continuing Appropriations

Particulars	UACS CODE	Appropriation			Allotments					Current Year Obligations					Total
		Authorized Appropriation	Adjustments (Transfer To)/From, Realignment)	Adjusted Appropriations	Adjustments (Withdrawal, Realignment)	Transfer To	Transfer From	Adjusted Total Allotments	1st Quarter Ending 31-Mar	2nd Quarter Ending 30-Jun	3rd Quarter Ending Sept. 30	4th Quarter Ending Dec. 31			
1	2	3	4	5=(3+4)	6	7	8	9	10={(6+(-)7)-8+9}	11	12	13	14	15=(11+12+13+14)	
Region X - Northern Mindanao	60010000000	7,284.92		7,284.92	7,284.92				7,284.92					3,829.95	
Regional Office X	60010300010	7,284.92		7,284.92	7,284.92				7,284.92					3,829.95	
MOOE		3,830.42		3,830.42	3,830.42				3,830.42					3,829.95	
CO		3,454.50		3,454.50	3,454.50				3,454.50						
Region XI - Davao	60010000000	40,977.41		40,977.41	40,977.41				40,977.41					11,287.04	
Regional Office XI	60010300011	40,977.41		40,977.41	40,977.41				40,977.41					6,138.61	
MOOE		40,977.41		40,977.41	40,977.41				40,977.41					8,486.00	
Region XII - SOCCSKSARGEN	60010000000	6.63		6.63	6.63				6.63					8,486.63	
Regional Office - XII	60010300012	6.63		6.63	6.63				6.63					8,486.63	
MOOE		6.63		6.63	6.63				6.63					8,486.63	
National Capital Region (NCR)	60010000000	4,334,515.96		4,334,515.96	4,334,515.96				4,334,515.96					286,815.84	
Central Office	60010100000	3,894,751.33		3,894,751.33	3,894,751.33				3,894,751.33					50,801.58	
MOOE		3,894,751.33		3,894,751.33	3,894,751.33				3,894,751.33					286,815.84	
Regional Office - NCR	60010300013	439,764.63		439,764.63	439,764.63				439,764.63					59,835.07	
MOOE		406,484.63		406,484.63	406,484.63				406,484.63					52,115.59	
CO		33,280.00		33,280.00	33,280.00				33,280.00					263,128.17	
CORDILLERA Administrative Region (CAR)	60010000000	404,500.00		404,500.00	404,500.00				404,500.00					391,125.84	
Regional Office - CAR	60010300014	404,500.00		404,500.00	404,500.00				404,500.00					13,300.00	
MOOE		404,500.00		404,500.00	404,500.00				404,500.00					391,125.84	
Region XIII - CARAGA	60010000000	100,631.35		100,631.35	100,631.35				100,631.35					8,672.15	
Regional Office - XIII	60010300016	100,631.35		100,631.35	100,631.35				100,631.35					32,982.61	
MOOE		100,631.35		100,631.35	100,631.35				100,631.35					20,235.22	
Region IVB - MIMAROPA	60010000000	83,887.72		83,887.72	83,887.72				83,887.72					37,287.92	
Regional Office - IVB	60010300017	83,887.72		83,887.72	83,887.72				83,887.72					99,177.90	
MOOE		83,887.72		83,887.72	83,887.72				83,887.72					37,287.92	
Locally-Funded Projects	40000000000	398,285,638.92		398,285,638.92	398,285,638.92				398,285,638.92					17,599,280.08	
Governance	41000000000	398,285,638.92		398,285,638.92	398,285,638.92				398,285,638.92					68,345,273.70	
Governance and Accountability Improvement	41006000000	398,285,638.92		398,285,638.92	398,285,638.92				398,285,638.92					113,321.00	
Budget Improvement Project	1.01004E+14	134,385,162.19		134,385,162.19	134,385,162.19				134,385,162.19					14,145,904.14	
Department of Budget and Management (DBM)	60000000000	134,385,162.19		134,385,162.19	134,385,162.19				134,385,162.19					100,203,778.92	
Office of the Secretary	60010000000	134,385,162.19		134,385,162.19	134,385,162.19				134,385,162.19					44,344,554.20	
National Capital Region (NCR)	60010000000	134,385,162.19		134,385,162.19	134,385,162.19				134,385,162.19					9,627,922.26	
Central Office	60010100000	134,385,162.19		134,385,162.19	134,385,162.19				134,385,162.19					44,344,554.20	
MOOE		106,285,162.19		106,285,162.19	106,285,162.19				106,285,162.19					30,188,554.20	
CO		28,100,000.00		28,100,000.00	28,100,000.00				28,100,000.00					14,156,000.00	
Philippine Government Electronic Procurement Systems - PhilGEPS	101004000000	12,501,559.00		12,501,559.00	12,501,559.00				12,501,559.00						
Department of Budget and Management (DBM)	60000000000	12,501,559.00		12,501,559.00	12,501,559.00				12,501,559.00						
Office of the Secretary	60010000000	12,501,559.00		12,501,559.00	12,501,559.00				12,501,559.00						
National Capital Region (NCR)	60010000000	12,501,559.00		12,501,559.00	12,501,559.00				12,501,559.00						
Central Office	60010100000	12,501,559.00		12,501,559.00	12,501,559.00				12,501,559.00						
MOOE		12,501,559.00		12,501,559.00	12,501,559.00				12,501,559.00						
Public Financial Management Program	101004000000	251,398,917.73		251,398,917.73	251,398,917.73				251,398,917.73						
Department of Budget and Management (DBM)	60000000000	251,398,917.73		251,398,917.73	251,398,917.73				251,398,917.73						
Office of the Secretary	60010000000	251,398,917.73		251,398,917.73	251,398,917.73				251,398,917.73						
National Capital Region (NCR)	60010000000	251,398,917.73		251,398,917.73	251,398,917.73				251,398,917.73						
Central Office	60010100000	251,398,917.73		251,398,917.73	251,398,917.73				251,398,917.73						
MOOE		246,803,101.73	(122,000,000.00)	124,803,101.73	246,803,101.73			(122,000,000.00)	124,803,101.73						
CO		4,595,816.00	122,000,000.00	126,595,816.00	4,595,816.00			122,000,000.00	126,595,816.00						

Handwritten initials and signature: mg, BAP, [Signature]

STATEMENT OF APPROPRIATIONS, ALLOTMENTS, OBLIGATIONS, DISBURSEMENTS AND BALANCES  
As of the Quarter Ending December 31, 2016

Department: Department of Budget and Management (DBM)  
Agency: Office of the Secretary  
Operating Unit: All  
Organization Code (UACS): 060010000000  
Fund Cluster: 01 - Regular Agency Fund

Authorization: 02 - Continuing Appropriations

Particulars	UACS CODE	Appropriation			Allotments					Current Year Obligations				
		Authorized Appropriation	Adjustments (Transfer To)/From, Realignment)	Adjusted Appropriations	Allotments Received	Adjustments (Withdrawal, Realignment)	Transfer To	Transfer From	Adjusted Total Allotments	1st Quarter Ending 31-Mar	2nd Quarter Ending 30-Jun	3rd Quarter Ending Sept 30	4th Quarter Ending Dec. 31	Total
1	2	3	4	5=(3+4)	6	7	8	9	10={6+(-)7-8+9}	11	12	13	14	15=(11+12+13+14)
<b>II. Automatic Appropriations</b>		2,083,006.00		2,083,006.00	2,083,006.00				2,083,006.00					
Internal Revenue Allotment	1104251	2,083,006.00		2,083,006.00	2,083,006.00				2,083,006.00					
108009000000														
Allocations to Local Government Units - Internal Revenue Allotment	000	2,083,006.00		2,083,006.00	2,083,006.00				2,083,006.00					
Department of Budget and Management (DBM)	6000000000	2,083,006.00		2,083,006.00	2,083,006.00				2,083,006.00					
Office of the Secretary	6001000000	2,083,006.00		2,083,006.00	2,083,006.00				2,083,006.00					
Region II - Cagayan Valley	6001000000	5.00		5.00	5.00				5.00					
Regional Office - II	6001030002	5.00		5.00	5.00				5.00					
MOOE		5.00		5.00	5.00				5.00					
Region V - Bicol	6001000000	463,698.00		463,698.00	463,698.00				463,698.00					
Regional Office V	6001030005	463,698.00		463,698.00	463,698.00				463,698.00					
MOOE		463,698.00		463,698.00	463,698.00				463,698.00					
Region VI - Western Visayas	6001000000	1.00		1.00	1.00				1.00					
Regional Office VI	6001030006	1.00		1.00	1.00				1.00					
MOOE		1.00		1.00	1.00				1.00					
National Capital Region (NCR)	6001000000	914,252.00		914,252.00	914,252.00				914,252.00					
Regional Office - NCR	6001030013	914,252.00		914,252.00	914,252.00				914,252.00					
MOOE		914,252.00		914,252.00	914,252.00				914,252.00					
Cordillera Administrative Region (CAR)	6001000000	705,050.00		705,050.00	705,050.00				705,050.00					
Regional Office - CAR	6001030014	705,050.00		705,050.00	705,050.00				705,050.00					
MOOE		705,050.00		705,050.00	705,050.00				705,050.00					
<b>III. Special Purpose Fund</b>			10,995,497,917.12	10,995,497,917.12	10,995,497,917.12				10,995,497,917.12	2,975,879,990.63	5,158,293,182.00	1,965,104,376.00	768,164,738.00	10,867,442,286.63
E-Government Fund	1101404		100,000,000.00	100,000,000.00	100,000,000.00				100,000,000.00					
E-Government Fund	905000000		100,000,000.00	100,000,000.00	100,000,000.00				100,000,000.00					
103009000000														
For Major Information and Communication Technology Projects	000		100,000,000.00	100,000,000.00	100,000,000.00				100,000,000.00					
Department of Budget and Management (DBM)	6000000000		100,000,000.00	100,000,000.00	100,000,000.00				100,000,000.00					
Office of the Secretary	6001000000		100,000,000.00	100,000,000.00	100,000,000.00				100,000,000.00					
National Capital Region (NCR)	6001000000		100,000,000.00	100,000,000.00	100,000,000.00				100,000,000.00					
Central Office	6001010000		100,000,000.00	100,000,000.00	100,000,000.00				100,000,000.00					
CO			100,000,000.00	100,000,000.00	100,000,000.00				100,000,000.00					
Special Shares of LGUs in the Proceeds of National Taxes	1102252		10,761,798,623.78	10,761,798,623.78	10,761,798,623.78				10,761,798,623.78	2,964,379,990.63	5,146,462,682.00	1,965,104,376.00	685,829,223.00	10,761,776,271.63
Allocation to Local Government Units	902000000		10,761,798,623.78	10,761,798,623.78	10,761,798,623.78				10,761,798,623.78	2,964,379,990.63	5,146,462,682.00	1,965,104,376.00	685,829,223.00	10,761,776,271.63
Special Shares of LGUs in the Proceeds of National Taxes	902020000		10,761,798,623.78	10,761,798,623.78	10,761,798,623.78				10,761,798,623.78	2,964,379,990.63	5,146,462,682.00	1,965,104,376.00	685,829,223.00	10,761,776,271.63
Share in Tobacco Excise Tax Pursuant to R.A. 7171 (Virginia Tobacco)	108009000000													
Department of Budget and Management (DBM)	6000000000		10,190,974,000.00	10,190,974,000.00	10,190,974,000.00				10,190,974,000.00	2,896,079,368.00	5,050,025,742.00	1,772,306,803.00	472,562,087.00	10,190,974,000.00
Office of the Secretary	6001000000		10,190,974,000.00	10,190,974,000.00	10,190,974,000.00				10,190,974,000.00	2,896,079,368.00	5,050,025,742.00	1,772,306,803.00	472,562,087.00	10,190,974,000.00
Region I - Ilocos	6001000000		9,111,851,764.00	9,111,851,764.00	9,111,851,764.00				9,111,851,764.00	2,095,185,618.00	4,811,764,746.00	1,748,326,309.00	456,575,091.00	9,111,851,764.00
Regional Office - I	6001030001		9,111,851,764.00	9,111,851,764.00	9,111,851,764.00				9,111,851,764.00	2,095,185,618.00	4,811,764,746.00	1,748,326,309.00	456,575,091.00	9,111,851,764.00
MOOE			9,111,851,764.00	9,111,851,764.00	9,111,851,764.00				9,111,851,764.00	2,095,185,618.00	4,811,764,746.00	1,748,326,309.00	456,575,091.00	9,111,851,764.00
Cordillera Administrative Region (CAR)	6001000000		1,079,122,236.00	1,079,122,236.00	1,079,122,236.00				1,079,122,236.00	800,893,750.00	238,260,996.00	23,980,494.00	15,986,996.00	1,079,122,236.00
Regional Office - CAR	6001030014		1,079,122,236.00	1,079,122,236.00	1,079,122,236.00				1,079,122,236.00	800,893,750.00	238,260,996.00	23,980,494.00	15,986,996.00	1,079,122,236.00
MOOE			1,079,122,236.00	1,079,122,236.00	1,079,122,236.00				1,079,122,236.00	800,893,750.00	238,260,996.00	23,980,494.00	15,986,996.00	1,079,122,236.00

M  
BOP

STATEMENT OF APPROPRIATIONS, ALLOTMENTS, OBLIGATIONS, DISBURSEMENTS AND BALANCES  
As of the Quarter Ending December 31, 2016

Department: Department of Budget and Management (DBM)  
Agency: Office of the Secretary  
Operating Unit: All  
Organization Code (UACS): 060010000000  
Fund Cluster: 01 - Regular Agency Fund

Authorization: 02 - Continuing Appropriations

Particulars	UACS CODE	Appropriation			Allotments					Current Year Obligations				
		Authorized Appropriation	Adjustments (Transfer To)/From, Realignment)	Adjusted Appropriations	Allotments Received	Adjustments (Withdrawal, Realignment)	Transfer To	Transfer From	Adjusted Total Allotments	1st Quarter Ending 31-Mar	2nd Quarter Ending 30-Jun	3rd Quarter Ending Sept. 30	4th Quarter Ending Dec. 31	Total
1	2	3	4	5=(3+4)	6	7	8	9	10=(6+(-7)-8+9)	11	12	13	14	15=(11+12+13+14)
Share in Tobacco Excise Tax Pursuant to R.A. 10351 (Burley and Native Tobacco)	10800900000000		495,649,019.00	495,649,019.00	495,649,019.00				495,649,019.00	25,232,278.00	64,352,032.00	192,797,573.00	213,267,136.00	495,649,019.00
Department of Budget and Management (DBM)	600000000000		495,649,019.00	495,649,019.00	495,649,019.00				495,649,019.00	25,232,278.00	64,352,032.00	192,797,573.00	213,267,136.00	495,649,019.00
Office of the Secretary	600100000000		495,649,019.00	495,649,019.00	495,649,019.00				495,649,019.00	25,232,278.00	64,352,032.00	192,797,573.00	213,267,136.00	495,649,019.00
Region I - Ilocos	600100000000		173,789,591.00	173,789,591.00	173,789,591.00				173,789,591.00	18,884,881.00	39,539,804.00	51,720,304.00	63,844,602.00	173,789,591.00
Regional Office - I	600103000001		173,789,591.00	173,789,591.00	173,789,591.00				173,789,591.00	18,884,881.00	39,539,804.00	51,720,304.00	63,844,602.00	173,789,591.00
MOOE			173,789,591.00	173,789,591.00	173,789,591.00				173,789,591.00	18,884,881.00	39,539,804.00	51,720,304.00	63,844,602.00	173,789,591.00
Region II - Cagayan Valley	600100000000		273,205,906.00	273,205,906.00	273,205,906.00				273,205,906.00		23,599,571.00	104,044,155.00	145,562,180.00	273,205,906.00
Regional Office - II	600103000002		273,205,906.00	273,205,906.00	273,205,906.00				273,205,906.00		23,599,571.00	104,044,155.00	145,562,180.00	273,205,906.00
MOOE			273,205,906.00	273,205,906.00	273,205,906.00				273,205,906.00		23,599,571.00	104,044,155.00	145,562,180.00	273,205,906.00
Region III - Central Luzon	600100000000		4,585,344.00	4,585,344.00	4,585,344.00				4,585,344.00	4,585,344.00				4,585,344.00
Regional Office - III	600103000003		4,585,344.00	4,585,344.00	4,585,344.00				4,585,344.00	4,585,344.00				4,585,344.00
MOOE			4,585,344.00	4,585,344.00	4,585,344.00				4,585,344.00	4,585,344.00				4,585,344.00
Region X - Northern Mindanao	600100000000		4,635,733.00	4,635,733.00	4,635,733.00				4,635,733.00			3,041,922.00	1,593,811.00	4,635,733.00
Regional Office X	600103000010		4,635,733.00	4,635,733.00	4,635,733.00				4,635,733.00			3,041,922.00	1,593,811.00	4,635,733.00
MOOE			4,635,733.00	4,635,733.00	4,635,733.00				4,635,733.00			3,041,922.00	1,593,811.00	4,635,733.00
Region XII - SOCCSKSARGEN	600100000000		4,232,625.00	4,232,625.00	4,232,625.00				4,232,625.00		583,812.00	3,225,551.00	423,262.00	4,232,625.00
Regional Office - XII	600103000012		4,232,625.00	4,232,625.00	4,232,625.00				4,232,625.00		583,812.00	3,225,551.00	423,262.00	4,232,625.00
MOOE			4,232,625.00	4,232,625.00	4,232,625.00				4,232,625.00		583,812.00	3,225,551.00	423,262.00	4,232,625.00
Cordillera Administrative Region (CAR)	600100000000		4,434,179.00	4,434,179.00	4,434,179.00				4,434,179.00	1,762,053.00	628,845.00		2,043,281.00	4,434,179.00
Regional Office - CAR	600103000014		4,434,179.00	4,434,179.00	4,434,179.00				4,434,179.00	1,762,053.00	628,845.00		2,043,281.00	4,434,179.00
MOOE			4,434,179.00	4,434,179.00	4,434,179.00				4,434,179.00	1,762,053.00	628,845.00		2,043,281.00	4,434,179.00
Region IVB - MIMAROPA	600100000000		30,765,641.00	30,765,641.00	30,765,641.00				30,765,641.00			30,765,641.00		30,765,641.00
Regional Office - IVB	600103000017		30,765,641.00	30,765,641.00	30,765,641.00				30,765,641.00			30,765,641.00		30,765,641.00
MOOE			30,765,641.00	30,765,641.00	30,765,641.00				30,765,641.00			30,765,641.00		30,765,641.00
Share in the Utilization and Development of National Wealth under R.A. 7160 and R.A. 9513	10800900000000		75,167,207.78	75,167,207.78	75,167,207.78				75,167,207.78	43,068,344.63	32,084,908.00			75,153,252.63
Department of Budget and Management (DBM)	600000000000		75,167,207.78	75,167,207.78	75,167,207.78				75,167,207.78	43,068,344.63	32,084,908.00			75,153,252.63
Office of the Secretary	600100000000		75,167,207.78	75,167,207.78	75,167,207.78				75,167,207.78	43,068,344.63	32,084,908.00			75,153,252.63
Region I - Ilocos	600100000000		355,028.58	355,028.58	355,028.58				355,028.58		345,919.86			345,919.86
Regional Office - I	600103000001		355,028.58	355,028.58	355,028.58				355,028.58		345,919.86			345,919.86
MOOE			355,028.58	355,028.58	355,028.58				355,028.58		345,919.86			345,919.86
Region III - Central Luzon	600100000000		1,271,447.00	1,271,447.00	1,271,447.00				1,271,447.00	1,271,447.00				1,271,447.00
Regional Office - III	600103000003		1,271,447.00	1,271,447.00	1,271,447.00				1,271,447.00	1,271,447.00				1,271,447.00
MOOE			1,271,447.00	1,271,447.00	1,271,447.00				1,271,447.00	1,271,447.00				1,271,447.00
Region V - Bicol	600100000000		4,844.00	4,844.00	4,844.00				4,844.00					4,844.00
Regional Office V	600103000005		4,844.00	4,844.00	4,844.00				4,844.00					4,844.00
MOOE			4,844.00	4,844.00	4,844.00				4,844.00					4,844.00

M BOP

STATEMENT OF APPROPRIATIONS, ALLOTMENTS, OBLIGATIONS, DISBURSEMENTS AND BALANCES  
As of the Quarter Ending December 31, 2016

Department: Department of Budget and Management (DBM)  
Agency: Office of the Secretary  
Operating Unit: All  
Organization Code (UACS): 060010000000  
Fund Cluster: 01 - Regular Agency Fund

Authorization: 02 - Continuing Appropriations

Particulars	UACS CODE	Authorized Appropriation	Appropriation		Allotments Received	Allotments				Current Year Obligations				
			Adjustments (Transfer (To)/From, Realignment)	Adjusted Appropriations		Adjustments (Withdrawal, Realignment)	Transfer To	Transfer From	Adjusted Total Allotments	1st Quarter Ending 31-Mar	2nd Quarter Ending 30-Jun	3rd Quarter Ending Sept. 30	4th Quarter Ending Dec. 31	Total
1	2	3	4	5=(3+4)	6	7	8	9	10=[(6+(-)7)-8+9]	11	12	13	14	15=(11+12+13+14)
Region VI - Western Visayas	6001000000		239,674.33	239,674.33	239,674.33				239,674.33	239,673.77				239,673.77
Regional Office VI	60010300006		239,674.33	239,674.33	239,674.33				239,674.33	239,673.77				239,673.77
MOOE			239,674.33	239,674.33	239,674.33				239,674.33	239,673.77				239,673.77
Region VII - Central Visayas	6001000000		31,937,437.00	31,937,437.00	31,937,437.00				31,937,437.00		31,937,437.00			31,937,437.00
Regional Office VII	60010300007		31,937,437.00	31,937,437.00	31,937,437.00				31,937,437.00		31,937,437.00			31,937,437.00
MOOE			31,937,437.00	31,937,437.00	31,937,437.00				31,937,437.00		31,937,437.00			31,937,437.00
Region X - Northern Mindanao	6001000000		147,472.87	147,472.87	147,472.87				147,472.87		147,471.00			147,471.00
Regional Office X	60010300010		147,472.87	147,472.87	147,472.87				147,472.87		147,471.00			147,471.00
MOOE			147,472.87	147,472.87	147,472.87				147,472.87		147,471.00			147,471.00
Cordillera Administrative Region (CAR)	6001000000		45,337.00	45,337.00	45,337.00				45,337.00	45,337.00				45,337.00
Regional Office - CAR	60010300014		45,337.00	45,337.00	45,337.00				45,337.00	45,337.00				45,337.00
MOOE			45,337.00	45,337.00	45,337.00				45,337.00	45,337.00				45,337.00
Region XIII - CARAGA	6001000000		11,471,811.00	11,471,811.00	11,471,811.00				11,471,811.00	11,471,811.00				11,471,811.00
Regional Office - XIII	60010300016		11,471,811.00	11,471,811.00	11,471,811.00				11,471,811.00	11,471,811.00				11,471,811.00
MOOE			11,471,811.00	11,471,811.00	11,471,811.00				11,471,811.00	11,471,811.00				11,471,811.00
Region IVB - MIMAROPA	6001000000		29,694,156.00	29,694,156.00	29,694,156.00				29,694,156.00	29,694,156.00				29,694,156.00
Regional Office - IVB	60010300017		29,694,156.00	29,694,156.00	29,694,156.00				29,694,156.00	29,694,156.00				29,694,156.00
MOOE			29,694,156.00	29,694,156.00	29,694,156.00				29,694,156.00	29,694,156.00				29,694,156.00
Prior Years' Obligation	10800900000													
000			8,397.00	8,397.00	8,397.00				8,397.00					
Department of Budget and Management (DBM)	60000000000		8,397.00	8,397.00	8,397.00				8,397.00					
Office of the Secretary	60010000000		8,397.00	8,397.00	8,397.00				8,397.00					
National Capital Region (NCR)	60010000000		4,212.00	4,212.00	4,212.00				4,212.00					
Regional Office - NCR	60010300013		4,212.00	4,212.00	4,212.00				4,212.00					
MOOE			4,212.00	4,212.00	4,212.00				4,212.00					
Cordillera Administrative Region (CAR)	60010000000		4,185.00	4,185.00	4,185.00				4,185.00					
Regional Office - CAR	60010300014		4,185.00	4,185.00	4,185.00				4,185.00					
MOOE			4,185.00	4,185.00	4,185.00				4,185.00					
Local Government Support Fund (formerly Financial Subsidy to	1102254		95,107,337.20	95,107,337.20	95,107,337.20				95,107,337.20	11,500,000.00			59,820,515.00	71,320,515.00
Allocation to Local Government Units	9020000000		95,107,337.20	95,107,337.20	95,107,337.20				95,107,337.20	11,500,000.00			59,820,515.00	71,320,515.00
Local Government Support Fund	9020400000		95,107,337.20	95,107,337.20	95,107,337.20				95,107,337.20	11,500,000.00			59,820,515.00	71,320,515.00
For Financial Subsidy to Local Government Units including	10800900000													
appropriation for Bottom-Up Budgeting Projects	000		95,107,337.20	95,107,337.20	95,107,337.20				95,107,337.20	11,500,000.00			59,820,515.00	71,320,515.00
Department of Budget and Management (DBM)	60000000000		95,107,337.20	95,107,337.20	95,107,337.20				95,107,337.20	11,500,000.00			59,820,515.00	71,320,515.00
Office of the Secretary	60010000000		95,107,337.20	95,107,337.20	95,107,337.20				95,107,337.20	11,500,000.00			59,820,515.00	71,320,515.00
Region I - Ilocos	60010000000		3,000,000.00	3,000,000.00	3,000,000.00				3,000,000.00					
Regional Office - I	60010300001		3,000,000.00	3,000,000.00	3,000,000.00				3,000,000.00					
MOOE			3,000,000.00	3,000,000.00	3,000,000.00				3,000,000.00					
Region III - Central Luzon	60010000000		15,000,000.00	15,000,000.00	15,000,000.00				15,000,000.00					
Regional Office - III	60010300003		15,000,000.00	15,000,000.00	15,000,000.00				15,000,000.00					
MOOE			15,000,000.00	15,000,000.00	15,000,000.00				15,000,000.00					

M EOP

STATEMENT OF APPROPRIATIONS, ALLOTMENTS, OBLIGATIONS, DISBURSEMENTS AND BALANCES  
As of the Quarter Ending December 31, 2016

Department: Department of Budget and Management (DBM)  
Agency: Office of the Secretary  
Operating Unit: All  
Organization Code (UACS): 060010000000  
Fund Cluster: 01 - Regular Agency Fund

Authorization: 02 - Continuing Appropriations

Particulars	UACS CODE	Appropriation			Allotments					Current Year Obligations				
		Authorized Appropriation	Adjustments (Transfer (To)/From, Realignment)	Adjusted Appropriations	Allotments Received	Adjustments (Withdrawal, Realignment)	Transfer To	Transfer From	Adjusted Total Allotments	1st Quarter Ending 31-Mar	2nd Quarter Ending 30-Jun	3rd Quarter Ending Sept. 30	4th Quarter Ending Dec. 31	Total
1	2	3	4	5=(3+4)	6	7	8	9	10=[(6+)-]7)-8+9]	11	12	13	14	15=(11+12+13+14)
Region IVA - CALABARZON	6001000000		24,025,515.00	24,025,515.00	24,025,515.00				24,025,515.00	11,500,000.00			12,525,515.00	24,025,515.00
Regional Office - IVA	60010300004		24,025,515.00	24,025,515.00	24,025,515.00				24,025,515.00	11,500,000.00			12,525,515.00	24,025,515.00
MOOE			24,025,515.00	24,025,515.00	24,025,515.00				24,025,515.00	11,500,000.00			12,525,515.00	24,025,515.00
Region V - Bicol	6001000000		9,850,000.20	9,850,000.20	9,850,000.20				9,850,000.20				9,850,000.00	9,850,000.00
Regional Office V	60010300005		9,850,000.20	9,850,000.20	9,850,000.20				9,850,000.20				9,850,000.00	9,850,000.00
MOOE			9,850,000.20	9,850,000.20	9,850,000.20				9,850,000.20				9,850,000.00	9,850,000.00
Region VI - Western Visayas	6001000000		400,000.00	400,000.00	400,000.00				400,000.00					
Regional Office VI	60010300006		400,000.00	400,000.00	400,000.00				400,000.00					
MOOE			400,000.00	400,000.00	400,000.00				400,000.00					
Region VIII - Eastern Visayas	6001000000		3,300,000.00	3,300,000.00	3,300,000.00				3,300,000.00					
Regional Office VIII	60010300008		3,300,000.00	3,300,000.00	3,300,000.00				3,300,000.00					
MOOE			3,300,000.00	3,300,000.00	3,300,000.00				3,300,000.00					
Region IX - Zamboanga Peninsula	6001000000		28,500,000.00	28,500,000.00	28,500,000.00				28,500,000.00				28,500,000.00	28,500,000.00
Regional Office IX	60010300009		28,500,000.00	28,500,000.00	28,500,000.00				28,500,000.00				28,500,000.00	28,500,000.00
MOOE			28,500,000.00	28,500,000.00	28,500,000.00				28,500,000.00				28,500,000.00	28,500,000.00
Region X - Northern Mindanao	6001000000		3,145,000.00	3,145,000.00	3,145,000.00				3,145,000.00				3,145,000.00	3,145,000.00
Regional Office X	60010300010		3,145,000.00	3,145,000.00	3,145,000.00				3,145,000.00				3,145,000.00	3,145,000.00
MOOE			3,145,000.00	3,145,000.00	3,145,000.00				3,145,000.00				3,145,000.00	3,145,000.00
Region XI - Davao	6001000000		5,800,000.00	5,800,000.00	5,800,000.00				5,800,000.00				5,800,000.00	5,800,000.00
Regional Office XI	60010300011		5,800,000.00	5,800,000.00	5,800,000.00				5,800,000.00				5,800,000.00	5,800,000.00
MOOE			5,800,000.00	5,800,000.00	5,800,000.00				5,800,000.00				5,800,000.00	5,800,000.00
National Capital Region (NCR)	6001000000		984,000.00	984,000.00	984,000.00				984,000.00					
Regional Office - NCR	60010300013		984,000.00	984,000.00	984,000.00				984,000.00					
MOOE			984,000.00	984,000.00	984,000.00				984,000.00					
Cordillera Administrative Region (CAR)	6001000000		802,668.00	802,668.00	802,668.00				802,668.00					
Regional Office - CAR	60010300014		802,668.00	802,668.00	802,668.00				802,668.00					
MOOE			802,668.00	802,668.00	802,668.00				802,668.00					
Region IVB - MIMAROPA	6001000000		300,154.00	300,154.00	300,154.00				300,154.00					
Regional Office - IVB	60010300017		300,154.00	300,154.00	300,154.00				300,154.00					
MOOE			300,154.00	300,154.00	300,154.00				300,154.00					
National Disaster Risk Reduction and Management Fund (Calamity)	1102401		31,454,000.00	31,454,000.00	31,454,000.00				31,454,000.00		8,939,000.00		22,515,000.00	31,454,000.00
National Disaster Risk Reduction and Management Fund (Calamity)	9030000000		31,454,000.00	31,454,000.00	31,454,000.00				31,454,000.00		8,939,000.00		22,515,000.00	31,454,000.00
Affected by Calamities, including Training of Personnel, and Other	000		31,454,000.00	31,454,000.00	31,454,000.00				31,454,000.00		8,939,000.00		22,515,000.00	31,454,000.00
Department of Budget and Management (DBM)	6000000000		31,454,000.00	31,454,000.00	31,454,000.00				31,454,000.00		8,939,000.00		22,515,000.00	31,454,000.00
Office of the Secretary	6001000000		31,454,000.00	31,454,000.00	31,454,000.00				31,454,000.00		8,939,000.00		22,515,000.00	31,454,000.00
Region VI - Western Visayas	6001000000		8,939,000.00	8,939,000.00	8,939,000.00				8,939,000.00		8,939,000.00		8,939,000.00	8,939,000.00
Regional Office VI	60010300006		8,939,000.00	8,939,000.00	8,939,000.00				8,939,000.00		8,939,000.00		8,939,000.00	8,939,000.00
MOOE			8,939,000.00	8,939,000.00	8,939,000.00				8,939,000.00		8,939,000.00		8,939,000.00	8,939,000.00

M EOP



STATEMENT OF APPROPRIATIONS, ALLOTMENTS, OBLIGATIONS, DISBURSEMENTS AND BALANCES  
As of the Quarter Ending December 31, 2016

Department: Department of Budget and Management (DBM)  
Agency: Office of the Secretary  
Operating Unit: All  
Organization Code (UACS): 060010000000  
Fund Cluster: 01 - Regular Agency Fund

Authorization: 02 - Continuing Appropriations

Particulars	UACS CODE	Appropriation			Allotments Received	Allotments				Current Year Obligations				
		Authorized Appropriation	Adjustments (Transfer (To)/From, Realignment)	Adjusted Appropriations		Adjustments (Withdrawal, Realignment)	Transfer To	Transfer From	Adjusted Total Allotments	1st Quarter Ending 31-Mar	2nd Quarter Ending 30-Jun	3rd Quarter Ending Sept. 30	4th Quarter Ending Dec. 31	Total
1	2	3	4	5=(3+4)	6	7	8	9	10=[(8+(-)7)-8+9]	11	12	13	14	15=(11+12+13+14)
Cordillera Administrative Region (CAR)	6001000000		22,515,000.00	22,515,000.00	22,515,000.00				22,515,000.00					22,515,000.00
Regional Office - CAR	60010300014		22,515,000.00	22,515,000.00	22,515,000.00				22,515,000.00					22,515,000.00
MOOE			22,515,000.00	22,515,000.00	22,515,000.00				22,515,000.00					22,515,000.00
Pension and Gratuity Fund	1102407		13.14	13.14	13.14									
Pension and Gratuity Fund	908000000		13.14	13.14	13.14									
For payment of retirement and terminal leave benefits	282009000000		8.94	8.94	8.94									
Department of Budget and Management (DBM)	6000000000		8.94	8.94	8.94									
Office of the Secretary	6001000000		8.94	8.94	8.94									
Region I - Ilocos	6001000000		0.46	0.46	0.46									
Regional Office - I	60010300001		0.46	0.46	0.46									
PS			0.46	0.46	0.46									
Region VI - Western Visayas	6001000000		3.57	3.57	3.57									
Regional Office VI	60010300006		3.57	3.57	3.57									
MOOE			3.57	3.57	3.57									
Region X - Northern Mindanao	6001000000		1.78	1.78	1.78									
Regional Office X	60010300010		1.78	1.78	1.78									
PS			1.78	1.78	1.78									
National Capital Region (NCR)	6001000000		3.13	3.13	3.13									
Regional Office - NCR	60010300013		3.13	3.13	3.13									
PS			3.13	3.13	3.13									
For payment of monetization of leave credits	103009000000		4.20	4.20	4.20									
Department of Budget and Management (DBM)	6000000000		4.20	4.20	4.20									
Office of the Secretary	6001000000		4.20	4.20	4.20									
Region I - Ilocos	6001000000		1.17	1.17	1.17									
Regional Office - I	60010300001		1.17	1.17	1.17									
PS			1.17	1.17	1.17									
Region VI - Western Visayas	6001000000		2.40	2.40	2.40									
Regional Office VI	60010300006		2.40	2.40	2.40									
MOOE			2.40	2.40	2.40									
Region X - Northern Mindanao	6001000000		0.63	0.63	0.63									
Regional Office X	60010300010		0.63	0.63	0.63									
PS			0.63	0.63	0.63									

Q

M BOP

STATEMENT OF APPROPRIATIONS, ALLOTMENTS, OBLIGATIONS, DISBURSEMENTS AND BALANCES  
As of the Quarter Ending December 31, 2018

Department: Department of Budget and Management (DBM)  
Agency: Office of the Secretary  
Operating Unit: All  
Organization Code (UACS): 060010000000  
Fund Cluster: 01 - Regular Agency Fund

Authorization: 02 - Continuing Appropriations

Particulars	UACS CODE	Appropriation			Allotments					Current Year Obligations				
		Authorized Appropriation	Adjustments (Transf. (To)/From, Realignment)	Adjusted Appropriations	Allotments Received	Adjustments (Withdrawal, Realignment)	Transfer To	Transfer From	Adjusted Total Allotments	1st Quarter Ending 31-Mar	2nd Quarter Ending 30-Jun	3rd Quarter Ending Sept. 30	4th Quarter Ending Dec. 31	Total
1	2	3	4	5=(3+4)	6	7	8	9	10=[(6+(-)7)-8+9]	11	12	13	14	15=(11+12+13+14)
Rehabilitation and Reconstruction Program	1102411		7,137,943.00	7,137,943.00	7,137,943.00				7,137,943.00		2,891,500.00			2,891,500.00
Rehabilitation and Reconstruction Program	9080000000		7,137,943.00	7,137,943.00	7,137,943.00				7,137,943.00		2,891,500.00			2,891,500.00
	292009000000													
Relief and Rehabilitation Effort	000		7,137,943.00	7,137,943.00	7,137,943.00				7,137,943.00		2,891,500.00			2,891,500.00
Department of Budget and Management (DBM)	600000000000		7,137,943.00	7,137,943.00	7,137,943.00				7,137,943.00		2,891,500.00			2,891,500.00
Office of the Secretary	600100000000		7,137,943.00	7,137,943.00	7,137,943.00				7,137,943.00		2,891,500.00			2,891,500.00
Region IVA - CALABARZON	600100000000		2,891,500.00	2,891,500.00	2,891,500.00				2,891,500.00		2,891,500.00			2,891,500.00
Regional Office - IVA	600103000004		2,891,500.00	2,891,500.00	2,891,500.00				2,891,500.00		2,891,500.00			2,891,500.00
MOOE			2,891,500.00	2,891,500.00	2,891,500.00				2,891,500.00		2,891,500.00			2,891,500.00
Region IX - Zamboanga Peninsula	600100000000		4,246,443.00	4,246,443.00	4,246,443.00				4,246,443.00					
Regional Office IX	600103000009		4,246,443.00	4,246,443.00	4,246,443.00				4,246,443.00					
MOOE			4,246,443.00	4,246,443.00	4,246,443.00				4,246,443.00					
GRAND TOTAL		549,787,135.42	10,995,497,917.12	11,545,285,052.54	11,545,285,052.54				11,545,285,052.54	3,018,656,197.57	5,243,699,242.11	1,992,604,667.45	816,652,748.90	11,071,612,856.03
PS			7.17	7.17	7.17				7.17					
MOOE		510,178,192.80	10,752,669,291.95	11,262,847,484.75	11,405,676,102.75	(142,828,618.00)			11,262,847,484.75	3,018,466,286.57	5,228,727,830.30	1,992,370,260.88	792,457,761.06	11,032,022,138.81
FinEX		96,384.00	96,384.00	96,384.00	96,384.00				96,384.00	5,440.00	1,955.33	3,060.00	2,221.00	12,676.33
CO		39,512,558.62	242,828,618.00	282,341,176.62	139,512,558.62	142,828,618.00			282,341,176.62	184,471.00	14,969,456.48	231,346.57	24,192,766.84	39,578,040.89

Certified Correct:  
*Eden D. Pangilinan*  
EDEN D. PANGILINAN  
Budget Officer  
Date:

Certified Correct:  
*Esperanza Q. Ignacio*  
ESPERANZA Q. IGNACIO  
Chief Accountant  
Date:

This report was generated using the Unified Reporting System

STATEMENT OF APPROPRIATIONS, ALLOTMENTS, OBLIGATIONS, DISBURSEMENTS AND BALANCES  
As of the Quarter Ending December 31, 2016

FAR No. 1

Department: Department of Budget and Management (DBM)  
Agency: Office of the Secretary  
Operating Unit: All  
Organization Code (UACS): 060010000000  
Fund Cluster: 01 - Regular Agency Fund

Authorization: 02 - Continuing Appropriations

Particulars	UACS CODE	Current Year Disbursements					Balances				
		1st Quarter	2nd Quarter	3rd Quarter	4th Quarter	Total	Unreleased Appropriations	Unobligated Allotment	Unpaid Obligations		
		Ending 31-Mar	Ending 30-Jun	Ending Sept 30	Ending Dec. 31				(15-20) = (23+24)	Due and Demandable	Not Yet Due and Demandable
1	2	16	17	18	19	20=(16+17+18+19)	21=(5-10)	22=(10-15)	23	24	
<b>I. Agency Specific Budget</b>		13,184,186.34	66,680,783.12	22,692,877.17	49,533,209.40	152,091,056.03		343,533,560.02	5,148,967.89	46,930,545.48	
Specific Budgets of National Government Agencies	1102101	13,184,186.34	66,680,783.12	22,692,877.17	49,533,209.40	152,091,056.03		343,533,560.02	5,148,967.89	46,930,545.48	
General Administration and Support	100000000	5,345,904.78	11,075,653.93	14,197,309.62	20,536,093.59	51,154,961.92		31,491,542.31	5,105,199.58	36,696,811.49	
General Administration and Support Services	1000100000	5,345,904.78	11,075,653.93	14,197,309.62	20,536,093.59	51,154,961.92		31,491,542.31	5,105,199.58	36,696,811.49	
General Management and Supervision	103001000000										
Department of Budget and Management (DBM)	6000000000	5,345,904.78	11,075,653.93	14,197,309.62	20,536,093.59	51,154,961.92		31,491,542.31	5,105,199.58	36,696,811.49	
Office of the Secretary	6001000000	5,345,904.78	11,075,653.93	14,197,309.62	20,536,093.59	51,154,961.92		31,491,542.31	5,105,199.58	36,696,811.49	
Region I - Ilocos	6001000000	100,366.03	20,989.15	350.00	1,299,353.19	1,421,058.37		74,502.92	95,114.33		
Regional Office - I	6001030001	100,366.03	20,989.15	350.00	1,299,353.19	1,421,058.37		74,502.92	95,114.33		
MOOE						121,355.18		990.44			
FINEX				350.00		350.00		4,650.00			
CO					1,299,353.19	1,299,353.19		68,862.48	95,114.33		
Region II - Cagayan Valley	6001000000							490,144.88			
Regional Office - II	6001030002							490,144.88			
MOOE								485,144.88			
FINEX								5,000.00			
Region III - Central Luzon	6001000000	79,999.00				79,999.00		33,161.17			
Regional Office - III	6001030003	79,999.00				79,999.00		33,161.17			
MOOE								7.88			
FINEX								2,104.00			
CO		79,999.00				79,999.00		31,049.29			
Region IVA - CALABARZON	6001000000	647,755.20	647,511.72	152,956.17	147,154.07	1,595,377.16		706,630.20			
Regional Office - IVA	6001030004	647,755.20	647,511.72	152,956.17	147,154.07	1,595,377.16		706,630.20			
MOOE								701,630.20			
FINEX								5,000.00			
Region V - Bicol	6001000000	209,869.47	26,937.49			236,806.96		8,878.89			
Regional Office V	6001030005	209,869.47	26,937.49			236,806.96		8,878.89			
MOOE								8.73			
FINEX								6,000.00			
CO								2,870.16			
Region VI - Western Visayas	6001000000			3,000.00		3,000.00		382,453.09	45,668.00	1,245,393.93	
Regional Office VI	6001030006			3,000.00		3,000.00		382,453.09	45,668.00	1,245,393.93	
MOOE								15.02			
FINEX								4,500.00			
CO				3,000.00		3,000.00		377,938.07	45,668.00	1,245,393.93	
Region VII - Central Visayas	6001000000	898,043.91	393,815.60			1,291,859.51		17,165.54			
Regional Office VII	6001030007	898,043.91	393,815.60			1,291,859.51		17,165.54			
MOOE								11,165.54			
FINEX								6,000.00			
Region VIII - Eastern Visayas	6001000000	128,501.94	98,977.98	82,590.35	300,712.30	610,782.57		47,450.63	31,921.00		
Regional Office VIII	6001030008	128,501.94	98,977.98	82,590.35	300,712.30	610,782.57		47,450.63	31,921.00		
MOOE								38,759.63	31,921.00		
FINEX		250.00		62,590.35	298,691.30	509,733.59		36,759.63			
CO			98,977.98		1,821.00	2,071.00		6,579.00			
Region IX - Zambeanga Peninsula	6001000000			72,954.60	1,529,510.53	1,602,465.13		786,649.19	135,550.00		
Regional Office IX	6001030009			72,954.60	1,529,510.53	1,602,465.13		786,649.19	135,550.00		
MOOE								762,679.19	95,550.00		
FINEX								4,300.00			
CO					1,300,000.00	1,300,000.00		19,670.00	40,000.00		

*Handwritten marks:* A large stylized 'D' or 'Q' shape, and the letters 'M' and 'EOP' written below it.

STATEMENT OF APPROPRIATIONS, ALLOTMENTS, OBLIGATIONS, DISBURSEMENTS AND BALANCES  
As of the Quarter Ending December 31, 2016

Department: Department of Budget and Management (DBM)  
Agency: Office of the Secretary  
Operating Unit: All  
Organization Code (UACS): 060010000000  
Fund Cluster: 01 - Regular Agency Fund

Authorization: 02 - Continuing Appropriations

Particulars	UACS CODE	Current Year Disbursements					Total	Unreleased Appropriations	Unobligated Allotment	Unpaid Obligations	
		1st Quarter	2nd Quarter	3rd Quarter	4th Quarter	(15-20) = (23+24)				Due and Demandable	Not Yet Due and Demandable
		Ending	Ending	Ending	Ending						
1	2	31-Mar	30-Jun	Sept. 30	Dec. 31	20=(16+17+18+19)	21=(5-10)	22=(10-15)	23	24	
Region X - Northern Mindanao	60010000000	168,824.03	57,645.52	2,710.00	400.00	229,579.55		30.97			
Regional Office X	60010300010	168,824.03	57,645.52	2,710.00	400.00	229,579.55		30.97			
MOOE		168,374.03	57,030.19			225,404.22		6.30			
FINEX		450.00	615.33	2,710.00	400.00	4,175.33		24.67			
Region XI - Davao	60010000000	308,921.03	372,453.87	167,534.97	72,438.14	921,348.01		14,387.00			
Regional Office XI	60010300011	308,921.03	372,453.87	167,534.97	72,438.14	921,348.01		14,387.00			
MOOE		308,921.03	372,453.87	167,534.97	72,438.14	921,348.01		9,387.00			
FINEX								5,000.00			
Region XII - SOCCSKSARGEN	60010000000	890.00	1,340.00	48,512.37		50,742.37		25,311.87			
Regional Office - XII	60010300012	890.00	1,340.00	48,512.37		50,742.37		25,311.87			
MOOE								7.00			
FINEX		890.00	1,340.00			2,230.00					
CO				48,512.37		48,512.37		25,304.87			
National Capital Region (NCR)	60010000000	1,345,073.84	8,893,485.36	13,665,065.01	16,455,196.18	40,158,820.39		28,733,476.02	4,796,946.25	35,451,417.56	
Central Office	60010100000	1,117,965.20	8,208,981.40	13,155,402.90	15,991,725.29	38,474,074.79		28,164,495.29	4,796,946.25	35,422,837.58	
MOOE		1,117,965.20	8,208,981.40	13,042,254.10	15,885,157.29	38,254,357.99		27,461,890.09	4,796,946.25	16,148,219.58	
FINEX								19,650.00			
CO				113,148.80	106,568.00	219,716.80		682,955.20		19,274,618.00	
Regional Office - NCR	60010300013	227,108.64	484,503.96	509,662.11	463,470.89	1,684,745.60		568,980.73		28,579.98	
MOOE		227,108.64	484,503.96	135,859.11	402,820.89	1,250,282.60		39,143.73		28,579.98	
FINEX								5,000.00			
CO				373,803.00	60,650.00	434,453.00		524,837.00			
Cordillera Administrative Region (CAR)	60010000000	615,444.43	343,320.03			958,764.46		6,073.14			
Regional Office - CAR	60010300014	615,444.43	343,320.03			958,764.46		6,073.14			
MOOE		611,594.43	343,320.03			954,914.46		4,745.04			
FINEX		3,850.00				3,850.00					
CO								1,328.10			
Region XIII - CARAGA	89010000000	611,702.90	73,122.67	1,636.15	94,421.79	780,883.51		13,260.10			
Regional Office - XIII	60010300016	611,702.90	73,122.67	1,636.15	94,421.79	780,883.51		13,260.10			
MOOE		535,202.90	53,622.67	1,636.15	16,227.79	606,689.51		736.00			
FINEX								4,900.00			
CO		76,500.00	19,500.00		78,194.00	174,194.00		7,624.10			
Region IVB - MIMAROPA	60010000000	230,513.00	346,054.54		636,907.39	1,213,474.93		151,966.70			
Regional Office - IVB	60010300017	230,513.00	346,054.54		636,907.39	1,213,474.93		151,966.70			
MOOE		230,513.00				230,513.00		408.63			
FINEX								5,000.00			
CO			346,054.54		636,907.39	982,961.93		146,558.07			
Support to Operations	20000000000	32,720.62	177,003.56	366,879.15	188,373.06	764,976.39		133,398.95		580,843.77	
Budget and Management Support Services	20001000000	32,720.62	177,003.56	366,879.15	188,373.06	764,976.39		133,398.95		580,843.77	
Legal services	10100200000	10,835.31	113,535.71	182,427.08	32,212.78	339,010.88		31,148.94		195,000.92	
Department of Budget and Management (DBM)	60000000000	10,835.31	113,535.71	182,427.08	32,212.78	339,010.88		31,148.94		195,000.92	
Office of the Secretary	60010000000	10,835.31	113,535.71	182,427.08	32,212.78	339,010.88		31,148.94		195,000.92	
National Capital Region (NCR)	60010000000	10,835.31	113,535.71	182,427.08	32,212.78	339,010.88		31,148.94		195,000.92	
Central Office	60010100000	10,835.31	113,535.71	182,427.08	32,212.78	339,010.88		31,148.94		195,000.92	
MOOE		10,835.31	113,535.71	182,427.08	32,212.78	339,010.88		7,447.69		195,000.92	
CO								23,701.25			

*ms*  
*EOP*

STATEMENT OF APPROPRIATIONS, ALLOTMENTS, OBLIGATIONS, DISBURSEMENTS AND BALANCES  
As of the Quarter Ending December 31, 2016

FAR No. 1

Department: Department of Budget and Management (DBM)  
Agency: Office of the Secretary  
Operating Unit: All  
Organization Code (UACS): 060010000000  
Fund Cluster: 01 - Regular Agency Fund

Authorization: 02 - Continuing Appropriations

Particulars	UACS CODE	Current Year Disbursements					Total	Unreleased Appropriations	Unobligated Allotment	Unpaid Obligations	
		1st Quarter	2nd Quarter	3rd Quarter	4th Quarter	(15-20) = (23+24)				Due and Demandable	Not Yet Due and Demandable
		Ending 31-Mar	Ending 30-Jun	Ending Sept. 30	Ending Dec. 31						
1	2	16	17	18	19	20=(16+17+18+19)	21=(5-10)	22=(10-15)	23	24	
Information and communications technology systems services	103002000000										
Department of Budget and Management (DBM)	600000000000	11,149.66	31,403.51	128,520.23	65,482.84	236,556.24		9,546.44		121,388.94	
Office of the Secretary	600100000000	11,149.66	31,403.51	128,520.23	65,482.84	236,556.24		9,546.44		121,388.94	
National Capital Region (NCR)	600100000000	11,149.66	31,403.51	128,520.23	65,482.84	236,556.24		9,546.44		121,388.94	
Central Office	600101000000	11,149.66	31,403.51	128,520.23	65,482.84	236,556.24		9,546.44		121,388.94	
MOOE		11,149.66	31,403.51	128,520.23	65,482.84	236,556.24		9,546.44		121,388.94	
Training and information services	103002000000										
Department of Budget and Management (DBM)	600000000000	10,735.65	32,064.34	55,931.84	90,677.44	189,409.27		92,703.57		264,453.91	
Office of the Secretary	600100000000	10,735.65	32,064.34	55,931.84	90,677.44	189,409.27		92,703.57		264,453.91	
National Capital Region (NCR)	600100000000	10,735.65	32,064.34	55,931.84	90,677.44	189,409.27		92,703.57		264,453.91	
Central Office	600101000000	10,735.65	32,064.34	55,931.84	90,677.44	189,409.27		92,703.57		264,453.91	
MOOE		10,735.65	32,064.34	55,931.84	90,677.44	189,409.27		92,703.57		264,453.91	
Operations	3000000000	2,600,462.73	2,452,930.51	1,975,487.12	1,395,025.33	8,423,895.69		13,826,758.76	36,246.05	1,203,855.59	
MFO 1: BUDGET POLICY ADVISORY SERVICES	3010000000	9,292.72	53,467.97	32,445.52	23,665.36	118,871.57		45,019.51		26,857.69	
Fiscal policy research, budget planning and programming, including provision of technical secretariat services to the Development Budget Coordination Committee (DBCC)	101003000000										
Department of Budget and Management (DBM)	600000000000	9,292.72	53,467.97	32,445.52	23,665.36	118,871.57		45,019.51		26,857.69	
Office of the Secretary	600100000000	9,292.72	53,467.97	32,445.52	23,665.36	118,871.57		45,019.51		26,857.69	
National Capital Region (NCR)	600100000000	9,292.72	53,467.97	32,445.52	23,665.36	118,871.57		45,019.51		26,857.69	
Central Office	600101000000	9,292.72	53,467.97	32,445.52	23,665.36	118,871.57		45,019.51		26,857.69	
MOOE		9,292.72	53,467.97	32,445.52	23,665.36	118,871.57		45,019.51		26,857.69	
MFO 2: BUDGET MANAGEMENT SERVICES	3020000000	1,948,970.84	1,618,997.83	960,195.43	741,628.07	5,269,792.17		8,461,904.28	8,020.05	627,045.91	
Planning, management and monitoring of the annual budget program	101003000000										
Department of Budget and Management (DBM)	600000000000	8,298.09	57,202.37	27,593.37	123,546.28	216,640.11		896,770.61		50,468.63	
Office of the Secretary	600100000000	8,298.09	57,202.37	27,593.37	123,546.28	216,640.11		896,770.61		50,468.63	
National Capital Region (NCR)	600100000000	8,298.09	57,202.37	27,593.37	123,546.28	216,640.11		896,770.61		50,468.63	
Central Office	600101000000	8,298.09	57,202.37	27,593.37	123,546.28	216,640.11		896,770.61		50,468.63	
MOOE		8,298.09	57,202.37	27,593.37	123,546.28	216,640.11		896,770.61		50,468.63	
Evaluation, release and monitoring of funding requirements and organization, staffing and compensation proposals of National Government Agencies, including State Universities and Colleges.	101003000000										
Department of Budget and Management (DBM)	600000000000	1,940,672.75	1,561,795.46	932,602.06	618,081.79	5,053,152.06		7,565,133.67	8,020.05	576,577.28	
Office of the Secretary	600100000000	1,940,672.75	1,561,795.46	932,602.06	618,081.79	5,053,152.06		7,565,133.67	8,020.05	576,577.28	
Region I - Ilocos	600100000000	481,200.80	839,204.42	230,738.82		1,551,144.04		66.99			
Regional Office - I	600103000001	481,200.80	839,204.42	230,738.82		1,551,144.04		66.99			
MOOE		481,200.80	839,204.42	230,738.82		1,551,144.04		66.99			
Region II - Cagayan Valley	600100000000							202,497.23			
Regional Office - II	600103000002							202,497.23			
MOOE								202,497.23			
Region III - Central Luzon	600100000000							5.59			
Regional Office - III	600103000003							5.59			
MOOE								5.59			
Region IVA - CALABARZON	600100000000	132,697.19	159,173.81	153,166.70	59,483.40	504,521.10		444,344.32			
Regional Office - IVA	600103000004	132,697.19	159,173.81	153,166.70	59,483.40	504,521.10		444,344.32			
MOOE		132,697.19	159,173.81	153,166.70	59,483.40	504,521.10		444,344.32			
Region V - Bicol	600100000000	270,279.11	17,150.19	29,883.32	75,408.73	392,721.35		25,288.64			
Regional Office V	600103000005	270,279.11	17,150.19	29,883.32	75,408.73	392,721.35		25,288.64			
MOOE		270,279.11	17,150.19	29,883.32	75,408.73	392,721.35		25,288.64			

Handwritten initials and marks: "M", "OP", and "EOP".

STATEMENT OF APPROPRIATIONS, ALLOTMENTS, OBLIGATIONS, DISBURSEMENTS AND BALANCES  
As of the Quarter Ending December 31, 2018

FAR No. 1

Department: Department of Budget and Management (DBM)  
Agency: Office of the Secretary  
Operating Unit: All  
Organization Code (UACS): 060010000000  
Fund Cluster: 01 - Regular Agency Fund

Authorization: 02 - Continuing Appropriations

Particulars	UACS CODE	Current Year Disbursements					Balances				
		1st Quarter	2nd Quarter	3rd Quarter	4th Quarter	Total	Unreleased Appropriations	Unobligated Allotment	Unpaid Obligations		
		Ending 31-Mar	Ending 30-Jun	Ending Sept. 30	Ending Dec. 31				(15-20) = (23+24)	Due and Demandable	Not Yet Due and Demandable
1	2	16	17	18	19	20=(16+17+18+19)	21=(5-10)	22=(10-15)	23	24	
Region VI - Western Visayas	8001000000	16,452.00		40,685.40		57,137.40		69,342.86			
Regional Office VI	6001030006	16,452.00		40,685.40		57,137.40		69,342.86			
MOOE		16,452.00				16,452.00		5.26			
CO				40,685.40		40,685.40		69,337.60			
Region VII - Central Visayas	6001000000	163,762.01				163,762.01		258.84			
Regional Office VII	6001030007	163,762.01				163,762.01		258.84			
MOOE		163,762.01				163,762.01		258.84			
Region VIII - Eastern Visayas	6001000000	12,190.39	5,266.50	21,376.75		38,833.64		0.85			
Regional Office VIII	6001030008	12,190.39	5,266.50	21,376.75		38,833.64		0.85			
MOOE		12,190.39	5,266.50	21,376.75		38,833.64		0.85			
Region IX - Zamboanga Peninsula	6001000000	8,818.43		7,861.31		16,679.74		165,669.99			
Regional Office IX	6001030009	8,818.43		7,861.31		16,679.74		165,669.99			
MOOE		8,818.43		7,861.31		16,679.74		165,669.99			
Region X - Northern Mindanao	6001000000	66,141.83	8,609.58			74,751.41		447.65			
Regional Office X	6001030010	66,141.83	8,609.58			74,751.41		447.65			
MOOE		66,141.83	5,516.62			71,658.45		0.61			
CO			3,092.96			3,092.96		447.04			
Region XI - Davao	6001000000	83,078.26	12,104.65	112,222.69	17,567.64	224,973.24		7,461.95	2,058.06		
Regional Office XI	6001030011	83,078.26	12,104.65	112,222.69	17,567.64	224,973.24		7,461.95	2,058.06		
MOOE		83,078.26	12,104.65	112,222.69	17,567.64	224,973.24		7,461.95	2,058.06		
Region XII - SOCCSKSARGEN	6001000000							2.00			
Regional Office - XII	6001030012							2.00			
MOOE								2.00			
National Capital Region (NCR)	6001000000	119,581.11	424,521.28	314,934.01	440,994.33	1,300,030.73		6,648,524.59	5,961.99	576,577.28	
Central Office	6001010000	15,393.33	145,124.77	236,479.66	189,611.68	586,609.44		6,442,683.97	5,961.99	568,695.28	
MOOE		15,393.33	145,124.77	236,479.66	189,611.68	586,609.44		6,442,683.97	5,961.99	568,695.28	
Regional Office - NCR	6001030013	104,187.78	279,396.51	78,454.35	251,382.65	713,421.29		205,640.62		7,882.00	
MOOE		104,187.78	279,396.51	78,454.35	215,082.65	677,121.29		3,850.62		7,882.00	
CO					36,300.00	36,300.00		201,980.00			
Cordillera Administrative Region (CAR)	6001000000	308,920.93	62,339.06	17,138.37	1,670.00	390,068.36		724.81			
Regional Office - CAR	6001030014	308,920.93	62,339.06	17,138.37	1,670.00	390,068.36		724.81			
MOOE		308,920.93	62,339.06	17,138.37	1,670.00	390,068.36		724.81			
Region XIII - CARAGA	6001000000	4,199.00	33,425.97	4,594.69	22,957.69	65,177.35		251.57			
Regional Office - XIII	6001030016	4,199.00	33,425.97	4,594.69	22,957.69	65,177.35		251.57			
MOOE		4,199.00	33,425.97	4,594.69	22,957.69	65,177.35		251.57			
Region IVB - MIMAROPA	6001000000	273,351.69				273,351.69		245.78			
Regional Office - IVB	6001030017	273,351.69				273,351.69		245.78			
MOOE		273,351.69				273,351.69		245.78			

Q

M

EAP

STATEMENT OF APPROPRIATIONS, ALLOTMENTS, OBLIGATIONS, DISBURSEMENTS AND BALANCES  
As of the Quarter Ending December 31, 2016

FAR No. 1

Department: Department of Budget and Management (DBM)  
Agency: Office of the Secretary  
Operating Unit: All  
Organization Code (UACS): 060010000000  
Fund Cluster: 01 - Regular Agency Fund

Authorization: 02 - Continuing Appropriations

Particulars	UACS CODE	Current Year Disbursements					Total	Balances			
		1st Quarter	2nd Quarter	3rd Quarter	4th Quarter	Unreleased Appropriations		Unobligated Allotment	Unpaid Obligations		
		Ending 31-Mar	Ending 30-Jun	Ending Sept. 30	Ending Dec. 31				(15-20) = (23+24) Due and Demandable	Not Yet Due and Demandable	
1	2	16	17	18	19	20=(16+17+18+19)	21=(5-10)	22=(10-15)	23	24	
MFO 3: ORGANIZATIONAL PRODUCTIVITY ENHANCEMENT	3030000000	143,097.39	418,197.46	392,060.55	235,550.91	1,188,906.31		1,264,774.68	9,667.00	299,071.61	
Policy formulation and standards-setting and evaluation of agency	3030100000	143,097.39	418,197.46	392,060.55	235,550.91	1,188,906.31		1,264,774.68	9,667.00	299,071.61	
Internal control systems and procedures towards productivity improvement	101003000000										
Department of Budget and Management (DBM)	6000000000	109,763.96	81,167.25	17,845.91	63,689.36	272,466.48		1,030,742.55		133,598.99	
Office of the Secretary	6001000000	109,763.96	81,167.25	17,845.91	63,689.36	272,466.48		1,030,742.55		133,598.99	
National Capital Region (NCR)	6001000000	109,763.96	81,167.25	17,845.91	63,689.36	272,466.48		1,030,742.55		133,598.99	
Central Office	6001010000	109,763.96	81,167.25	17,845.91	63,689.36	272,466.48		1,030,742.55		133,598.99	
MOOE		109,763.96	81,167.25	17,845.91	63,689.36	272,466.48		1,030,742.55		133,598.99	
Major organization and staffing modification, compensation and position classification	101003000000										
Department of Budget and Management (DBM)	6000000000	33,333.43	337,030.21	374,214.64	171,861.55	916,439.83		234,032.13	9,667.00	165,472.62	
Office of the Secretary	6001000000	33,333.43	337,030.21	374,214.64	171,861.55	916,439.83		234,032.13	9,667.00	165,472.62	
National Capital Region (NCR)	6001000000	33,333.43	337,030.21	374,214.64	171,861.55	916,439.83		234,032.13	9,667.00	165,472.62	
Central Office	6001010000	33,333.43	337,030.21	374,214.64	171,861.55	916,439.83		234,032.13	9,667.00	165,472.62	
MOOE		33,333.43	337,030.21	374,214.64	171,861.55	916,439.83		234,032.13	9,667.00	165,472.62	
MFO 4: PERFORMANCE REVIEW AND EVALUATION SERVICES	3040000000	499,091.78	362,267.25	590,785.62	394,180.99	1,846,325.64		4,065,060.29	18,559.00	250,880.38	
Financial and physical performance review and evaluation	101003000000										
Department of Budget and Management (DBM)	6000000000	499,091.78	362,267.25	590,785.62	394,180.99	1,846,325.64		4,065,060.29	18,559.00	250,880.38	
Office of the Secretary	6001000000	499,091.78	362,267.25	590,785.62	394,180.99	1,846,325.64		4,065,060.29	18,559.00	250,880.38	
Region I - Ilocos	6001000000	167,522.51	83,916.12			251,438.63					
Regional Office - I	6001030000	167,522.51	83,916.12			251,438.63					
MOOE		167,522.51	83,916.12			251,438.63					
Region II - Cagayan Valley	6001000000							72,120.82			
Regional Office - II	6001030000							72,120.82			
MOOE								72,120.82			
Region III - Central Luzon	6001000000								3.68		
Regional Office - III	6001030000								3.68		
MOOE									3.68		
Region IVA - CALABARZON	6001000000	56,870.23	66,645.93	66,842.87	25,492.89	217,851.92		193,452.44			
Regional Office - IVA	6001030000	56,870.23	66,645.93	66,842.87	25,492.89	217,851.92		193,452.44			
MOOE		56,870.23	66,645.93	66,842.87	25,492.89	217,851.92		193,452.44			
Region V - Bicol	6001000000	29,972.61	29,283.32	623.29		59,879.22		67,360.16			
Regional Office V	6001030000	29,972.61	29,283.32	623.29		59,879.22		67,360.16			
MOOE		29,972.61	29,283.32	623.29		59,879.22		67,360.16			
Region VI - Western Visayas	6001000000	12,110.00				12,110.00		1.54			
Regional Office VI	6001030000	12,110.00				12,110.00		1.54			
MOOE		12,110.00				12,110.00		1.54			
Region VII - Central Visayas	6001000000	79,498.29				79,498.29		522.39			
Regional Office VII	6001030000	79,498.29				79,498.29		522.39			
MOOE		79,498.29				79,498.29		522.39			
Region VIII - Eastern Visayas	6001000000	25,405.53	10,162.22			35,567.75		800.00			
Regional Office VIII	6001030000	25,405.53	10,162.22			35,567.75		800.00			
MOOE		25,405.53	10,162.22			35,567.75		800.00			
Region IX - Zamboanga Peninsula	6001000000	5,584.45		5,694.80	28,473.36	39,732.61		178,657.93			
Regional Office IX	6001030000	5,584.45		5,694.80	28,473.36	39,732.61		178,657.93			
MOOE		5,584.45		5,694.80	28,473.36	39,732.61		178,657.93			

Handwritten initials and marks: "my" and "BOP" with a signature-like mark.

STATEMENT OF APPROPRIATIONS, ALLOTMENTS, OBLIGATIONS, DISBURSEMENTS AND BALANCES  
As of the Quarter Ending December 31, 2016

FAR No. 1

Department: Department of Budget and Management (DBM)  
Agency: Office of the Secretary  
Operating Unit: All  
Organization Code (UACS): 060010000000  
Fund Cluster: 01 - Regular Agency Fund

Authorization: 02 - Continuing Appropriations

Particulars	UACS CODE	Current Year Disbursements					Balances				
		1st Quarter	2nd Quarter	3rd Quarter	4th Quarter	Total	Unreleased Appropriations	Unobligated Allotment	Unpaid Obligations		
		Ending 31-Mar	Ending 30-Jun	Ending Sept. 30	Ending Dec. 31				(15-20) = (23+24)	Due and Demandable	Not Yet Due and Demandable
1	2	16	17	18	19	20=(16+17+18+19)	21=(5-10)	22=(10-15)	23	24	
Region X - Northern Mindanao	60010000000	3,829.95				3,829.95		3,454.97			
Regional Office X	60010300010	3,829.95				3,829.95		3,454.97			
MOOE		3,829.95				3,829.95		0.47			
CO								3,454.50			
Region XI - Davao	60010000000	11,287.04	6,138.61	8,486.00	8,480.63	34,392.28		6,585.13			
Regional Office XI	60010300011	11,287.04	6,138.61	8,486.00	8,480.63	34,392.28		6,585.13			
MOOE		11,287.04	6,138.61	8,486.00	8,480.63	34,392.28		6,585.13			
Region XII - SOCCSKSARGEN	60010000000							6.63			
Regional Office - XII	60010300012							6.63			
MOOE								6.63			
National Capital Region (NCR)	60010000000	14,473.64	131,138.44	97,777.60	281,146.19	524,535.87		3,540,540.71	18,559.00	250,880.38	
Central Office	60010100000	14,473.64	71,303.37	45,662.01	80,234.34	211,673.36		3,475,854.91	18,559.00	188,864.08	
MOOE		14,473.64	71,303.37	45,662.01	80,234.34	211,673.36		3,475,854.91	18,559.00	188,864.08	
Regional Office - NCR	60010300013		59,835.07	52,115.59	200,911.85	312,862.51		64,685.80		62,216.32	
MOOE			59,835.07	52,115.59	200,911.85	312,862.51		31,405.80		62,216.32	
CO								33,280.00			
Cordillera Administrative Region (CAR)	60010000000			391,125.84	13,300.00	404,425.84		74.16			
Regional Office - CAR	60010300014			391,125.84	13,300.00	404,425.84		74.16			
MOOE				391,125.84	13,300.00	404,425.84		74.16			
Region XIII - CARAGA	60010000000	8,672.15	32,982.61	20,235.22	37,287.92	99,177.90		1,453.45			
Regional Office - XIII	60010300016	8,672.15	32,982.61	20,235.22	37,287.92	99,177.90		1,453.45			
MOOE		8,672.15	32,982.61	20,235.22	37,287.92	99,177.90		1,453.45			
Region IVB - MIMAROPA	60010000000	83,885.38				83,885.38		2.34			
Regional Office - IVB	60010300017	83,885.38				83,885.38		2.34			
MOOE		83,885.38				83,885.38		2.34			
Locally-Funded Projects	40000000000	5,205,108.21	52,975,195.12	6,153,201.28	27,413,717.42	91,747,222.03		298,081,860.00	7,522.26	8,449,034.63	
Governance	41000000000	5,205,108.21	52,975,195.12	6,153,201.28	27,413,717.42	91,747,222.03		298,081,860.00	7,522.26	8,449,034.63	
Governance and Accountability Improvement	41006000000	5,205,108.21	52,975,195.12	6,153,201.28	27,413,717.42	91,747,222.03		298,081,860.00	7,522.26	8,449,034.63	
Budget Improvement Project	1.01004E+14	5,205,108.21	3,905,447.19	6,091,460.15	23,133,791.85	38,335,807.40		90,040,607.99	7,522.26	6,001,224.54	
Department of Budget and Management (DBM)	60000000000	5,205,108.21	3,905,447.19	6,091,460.15	23,133,791.85	38,335,807.40		90,040,607.99	7,522.26	6,001,224.54	
Office of the Secretary	60010000000	5,205,108.21	3,905,447.19	6,091,460.15	23,133,791.85	38,335,807.40		90,040,607.99	7,522.26	6,001,224.54	
National Capital Region (NCR)	60010000000	5,205,108.21	3,905,447.19	6,091,460.15	23,133,791.85	38,335,807.40		90,040,607.99	7,522.26	6,001,224.54	
Central Office	60010100000	5,205,108.21	3,905,447.19	6,091,460.15	23,133,791.85	38,335,807.40		90,040,607.99	7,522.26	6,001,224.54	
MOOE		5,205,108.21	3,905,447.19	2,933,460.15	12,135,791.85	24,179,807.40		76,096,607.99	7,522.26	6,001,224.54	
CO				3,158,000.00	10,998,000.00	14,156,000.00		13,944,000.00			
Philippine Government Electronic Procurement Systems - PhGEPS	1010040000000							12,501,559.00			
Department of Budget and Management (DBM)	60000000000							12,501,559.00			
Office of the Secretary	60010000000							12,501,559.00			
National Capital Region (NCR)	60010000000							12,501,559.00			
Central Office	60010100000							12,501,559.00			
MOOE								12,501,559.00			
Public Financial Management Program	1010040000000		49,069,747.93	61,741.13	4,279,925.57	53,411,414.63		195,539,693.01		2,447,810.09	
Department of Budget and Management (DBM)	60000000000		49,069,747.93	61,741.13	4,279,925.57	53,411,414.63		195,539,693.01		2,447,810.09	
Office of the Secretary	60010000000		49,069,747.93	61,741.13	4,279,925.57	53,411,414.63		195,539,693.01		2,447,810.09	
National Capital Region (NCR)	60010000000		49,069,747.93	61,741.13	4,279,925.57	53,411,414.63		195,539,693.01		2,447,810.09	
Central Office	60010100000		49,069,747.93	61,741.13	4,279,925.57	53,411,414.63		195,539,693.01		2,447,810.09	
MOOE			49,069,747.93	61,741.13	4,279,925.57	53,411,414.63		68,943,877.01		2,447,810.09	
CO								126,595,816.00			

Handwritten initials and marks: "OS", "EOP", and "M".



STATEMENT OF APPROPRIATIONS, ALLOTMENTS, OBLIGATIONS, DISBURSEMENTS AND BALANCES  
As of the Quarter Ending December 31, 2016

FAR No. 1

Department: Department of Budget and Management (DBM)  
Agency: Office of the Secretary  
Operating Unit: All  
Organization Code (UACS): 060010000000  
Fund Cluster: 01 - Regular Agency Fund

Authorization: 02 - Continuing Appropriations

Particulars	UACS CODE	Current Year Disbursements					Balances				
		1st Quarter	2nd Quarter	3rd Quarter	4th Quarter	Total	Unreleased Appropriations	Unobligated Allotment	Unpaid Obligations		
		Ending 31-Mar	Ending 30-Jun	Ending Sept. 30	Ending Dec. 31				(15-20) = (23+24) Due and Demandable	Not Yet Due and Demandable	
1	2	16	17	18	19	20=(16+17+18+19)	21=(5-10)	22=(10-16)	23	24	
II. Automatic Appropriations											
Internal Revenue Allotment	1104251							2,083,006.00			
	108009000000							2,083,006.00			
Allocations to Local Government Units - Internal Revenue Allotment	000							2,083,006.00			
Department of Budget and Management (DBM)	60000000000							2,083,006.00			
Office of the Secretary	60010000000							2,083,006.00			
Region II - Cagayan Valley	60010000000							5.00			
Regional Office - II	60010300002							5.00			
MOOE								5.00			
Region V - Bicol	60010000000							463,698.00			
Regional Office V	60010300005							463,698.00			
MOOE								463,698.00			
Region VI - Western Visayas	60010000000							1.00			
Regional Office VI	60010300006							1.00			
MOOE								1.00			
National Capital Region (NCR)	60010000000							914,252.00			
Regional Office - NCR	60010300013							914,252.00			
MOOE								914,252.00			
Cordillera Administrative Region (CAR)	60010000000							705,050.00			
Regional Office - CAR	60010300014							705,050.00			
MOOE								705,050.00			
III. Special Purpose Fund		2,970,023,199.83	5,162,419,992.00	1,965,104,376.00	482,320,280.00	10,579,887,847.63		128,055,630.49	2,853,243.00	284,721,196.00	
E-Government Fund	1101404							100,000,000.00			
E-Government Fund	805000000							100,000,000.00			
	103009000000							100,000,000.00			
For Major Information and Communication Technology Projects	000							100,000,000.00			
Department of Budget and Management (DBM)	60000000000							100,000,000.00			
Office of the Secretary	60010000000							100,000,000.00			
National Capital Region (NCR)	60010000000							100,000,000.00			
Central Office	60010100000							100,000,000.00			
CO								100,000,000.00			
Special Shares of LGUs in the Proceeds of National Taxes	1102252	2,958,523,199.63	5,150,589,492.00	1,965,104,376.00	432,329,765.00	10,506,546,832.63		22,352.15	2,153,243.00	253,076,196.00	
Allocation to Local Government Units	902000000	2,958,523,199.63	5,150,589,492.00	1,965,104,376.00	432,329,765.00	10,506,546,832.63		22,352.15	2,153,243.00	253,076,196.00	
Special Shares of LGUs in the Proceeds of National Taxes	902020000	2,958,523,199.63	5,150,589,492.00	1,965,104,376.00	432,329,765.00	10,506,546,832.63		22,352.15	2,153,243.00	253,076,196.00	
Share In Tobacco Excise Tax Pursuant to R.A. 7171 (Virginia Tobacco)	108009000000										
	000	2,896,079,368.00	5,050,025,742.00	1,772,306,803.00	352,902,842.00	10,071,314,755.00				119,659,245.00	
Department of Budget and Management (DBM)	60000000000	2,896,079,368.00	5,050,025,742.00	1,772,306,803.00	352,902,842.00	10,071,314,755.00				119,659,245.00	
Office of the Secretary	60010000000	2,896,079,368.00	5,050,025,742.00	1,772,306,803.00	352,902,842.00	10,071,314,755.00				119,659,245.00	
Region I - Ilocos	60010000000	2,095,185,618.00	4,811,764,746.00	1,748,326,309.00	336,915,846.00	8,992,192,519.00				119,659,245.00	
Regional Office - I	60010300001	2,095,185,618.00	4,811,764,746.00	1,748,326,309.00	336,915,846.00	8,992,192,519.00				119,659,245.00	
MOOE		2,095,185,618.00	4,811,764,746.00	1,748,326,309.00	336,915,846.00	8,992,192,519.00				119,659,245.00	
Cordillera Administrative Region (CAR)	60010000000	800,893,750.00	238,260,996.00	23,980,494.00	15,986,996.00	1,079,122,236.00					
Regional Office - CAR	60010300014	800,893,750.00	238,260,996.00	23,980,494.00	15,986,996.00	1,079,122,236.00					
MOOE		800,893,750.00	238,260,996.00	23,980,494.00	15,986,996.00	1,079,122,236.00					

*Handwritten initials and marks:*  
M  
COF  
A

STATEMENT OF APPROPRIATIONS, ALLOTMENTS, OBLIGATIONS, DISBURSEMENTS AND BALANCES  
As of the Quarter Ending December 31, 2015

FAR No. 1

Department: Department of Budget and Management (DBM)  
Agency: Office of the Secretary  
Operating Unit: All  
Organization Code (UACS): 060010000000  
Fund Cluster: 01 - Regular Agency Fund

Authorization: 02 - Continuing Appropriations

Particulars	UACS CODE	Current Year Disbursements					Balances				
		1st Quarter	2nd Quarter	3rd Quarter	4th Quarter	Total	Unreleased Appropriations	Unobligated Allotment	Unpaid Obligations		
		Ending 31-Mar	Ending 30-Jun	Ending Sept. 30	Ending Dec. 31				[15-20] = (23+24)	Due and Demandable	Not Yet Due and Demandable
1	2	16	17	18	19	20=(16+17+18+19)	21=(5-10)	22=(10-15)	23	24	
Share in Tobacco Excise Tax Pursuant to R.A. 10351 (Burley and Native Tobacco)	108009000000										
	000	20,646,934.00	68,478,842.00	192,797,573.00	78,426,923.00	361,350,272.00			881,796.00	133,416,951.00	
Department of Budget and Management (DBM)	60000000000	20,646,934.00	68,478,842.00	192,797,573.00	78,426,923.00	361,350,272.00			881,796.00	133,416,951.00	
Office of the Secretary	60010000000	20,646,934.00	68,478,842.00	192,797,573.00	78,426,923.00	361,350,272.00			881,796.00	133,416,951.00	
Region I - Ilocos	60010000000	18,884,881.00	39,539,804.00	51,720,304.00	21,588,708.00	131,733,697.00				42,055,894.00	
Regional Office - I	60010300001	18,884,881.00	39,539,804.00	51,720,304.00	21,588,708.00	131,733,697.00				42,055,894.00	
MOOE		18,884,881.00	39,539,804.00	51,720,304.00	21,588,708.00	131,733,697.00				42,055,894.00	
Region II - Cagayan Valley	60010000000		23,599,571.00	104,044,155.00	55,019,747.00	182,663,473.00				90,542,433.00	
Regional Office - II	60010300002		23,599,571.00	104,044,155.00	55,019,747.00	182,663,473.00				90,542,433.00	
MOOE			23,599,571.00	104,044,155.00	55,019,747.00	182,663,473.00				90,542,433.00	
Region III - Central Luzon	60010000000		4,126,810.00			4,126,810.00			458,534.00		
Regional Office - III	60010300003		4,126,810.00			4,126,810.00			458,534.00		
MOOE			4,126,810.00			4,126,810.00			458,534.00		
Region X - Northern Mindanao	60010000000			3,041,922.00	775,187.00	3,817,109.00				818,624.00	
Regional Office X	60010300010			3,041,922.00	775,187.00	3,817,109.00				818,624.00	
MOOE				3,041,922.00	775,187.00	3,817,109.00				818,624.00	
Region XII - SOCCSKSARGEN	60010000000		583,812.00	3,225,551.00		3,809,363.00			423,262.00		
Regional Office - XII	60010300012		583,812.00	3,225,551.00		3,809,363.00			423,262.00		
MOOE			583,812.00	3,225,551.00		3,809,363.00			423,262.00		
Cordillera Administrative Region (CAR)	60010000000	1,762,053.00	628,845.00		2,043,281.00	4,434,179.00					
Regional Office - CAR	60010300014	1,762,053.00	628,845.00		2,043,281.00	4,434,179.00					
MOOE		1,762,053.00	628,845.00		2,043,281.00	4,434,179.00					
Region IVB - MIMAROPA	60010000000			30,765,641.00		30,765,641.00					
Regional Office - IVB	60010300017			30,765,641.00		30,765,641.00					
MOOE				30,765,641.00		30,765,641.00					
Share in the Utilization and Development of National Wealth under R.A. 7160 and R.A. 9513	108009000000							13,955.15	1,271,447.00		
	000	41,796,897.63	32,084,908.00			73,881,805.63		13,955.15	1,271,447.00		
Department of Budget and Management (DBM)	60000000000	41,796,897.63	32,084,908.00			73,881,805.63		13,955.15	1,271,447.00		
Office of the Secretary	60010000000	41,796,897.63	32,084,908.00			73,881,805.63		13,955.15	1,271,447.00		
Region I - Ilocos	60010000000	345,919.86				345,919.86		9,108.72			
Regional Office - I	60010300001	345,919.86				345,919.86		9,108.72			
MOOE		345,919.86				345,919.86		9,108.72			
Region III - Central Luzon	60010000000								1,271,447.00		
Regional Office - III	60010300003								1,271,447.00		
MOOE									1,271,447.00		
Region V - Bicol	60010000000							4,844.00			
Regional Office V	60010300005							4,844.00			
MOOE								4,844.00			

*Handwritten initials and marks:*  
A large handwritten 'Q' or '0' is present to the right of the table.  
Below it, there are handwritten initials 'js' and 'EAP'.

STATEMENT OF APPROPRIATIONS, ALLOTMENTS, OBLIGATIONS, DISBURSEMENTS AND BALANCES  
As of the Quarter Ending December 31, 2016

FAR No. 1

Department: Department of Budget and Management (DBM)  
Agency: Office of the Secretary  
Operating Unit: All  
Organization Code (UACS): 060010000000  
Fund Cluster: 01 - Regular Agency Fund

Authorization: 02 - Continuing Appropriations

Particulars	UACS CODE	Current Year Disbursements					Balances				
		1st Quarter	2nd Quarter	3rd Quarter	4th Quarter	Total	Unreleased Appropriations	Unobligated Allotment	Unpaid Obligations		
		Ending	Ending	Ending	Ending				(15-20) = (23+24)	Due and Demandable	Not Yet Due and Demandable
1	2	16	17	18	19	20=(16+17+18+19)	21=(5-10)	22=(10-15)	23	24	
Region VI - Western Visayas	6001000000	239,673.77				239,673.77		0.56			
Regional Office VI	6001030006	239,673.77				239,673.77		0.56			
MOOE		239,673.77				239,673.77		0.56			
Region VII - Central Visayas	6001000000		31,937,437.00			31,937,437.00					
Regional Office VII	6001030007		31,937,437.00			31,937,437.00					
MOOE			31,937,437.00			31,937,437.00					
Region X - Northern Mindanao	6001000000		147,471.00			147,471.00		1.87			
Regional Office X	6001030010		147,471.00			147,471.00		1.87			
MOOE			147,471.00			147,471.00		1.87			
Cordillera Administrative Region (CAR)	6001000000	45,337.00				45,337.00					
Regional Office - CAR	6001030014	45,337.00				45,337.00					
MOOE		45,337.00				45,337.00					
Region XIII - CARAGA	6001000000	11,471,811.00				11,471,811.00					
Regional Office - XIII	6001030016	11,471,811.00				11,471,811.00					
MOOE		11,471,811.00				11,471,811.00					
Region IVB - MIMAROPA	6001000000	29,694,156.00				29,694,156.00					
Regional Office - IVB	6001030017	29,694,156.00				29,694,156.00					
MOOE		29,694,156.00				29,694,156.00					
Prior Years' Obligation	108009000000							8,397.00			
Department of Budget and Management (DBM)	600000000000							8,397.00			
Office of the Secretary	600100000000							8,397.00			
National Capital Region (NCR)	600100000000							4,212.00			
Regional Office - NCR	6001030013							4,212.00			
MOOE								4,212.00			
Cordillera Administrative Region (CAR)	600100000000							4,185.00			
Regional Office - CAR	6001030014							4,185.00			
MOOE								4,185.00			
Local Government Support Fund (formerly Financial Subsidy to Allocation to Local Government Units)	1102254	11,500,000.00				27,475,515.00	38,975,515.00	23,786,822.20	700,000.00	31,645,000.00	
Local Government Support Fund	9020400000	11,500,000.00				27,475,515.00	38,975,515.00	23,786,822.20	700,000.00	31,645,000.00	
For Financial Subsidy to Local Government Units including appropriation for Bottom-Up Budgeting Projects	108009000000	11,500,000.00				27,475,515.00	38,975,515.00	23,786,822.20	700,000.00	31,645,000.00	
Department of Budget and Management (DBM)	600000000000	11,500,000.00				27,475,515.00	38,975,515.00	23,786,822.20	700,000.00	31,645,000.00	
Office of the Secretary	600100000000	11,500,000.00				27,475,515.00	38,975,515.00	23,786,822.20	700,000.00	31,645,000.00	
Region I - Ilocos	600100000000							3,000,000.00			
Regional Office - I	6001030001							3,000,000.00			
MOOE								3,000,000.00			
Region III - Central Luzon	600100000000							15,000,000.00			
Regional Office - III	6001030003							15,000,000.00			
MOOE								15,000,000.00			

M  
EOP

STATEMENT OF APPROPRIATIONS, ALLOTMENTS, OBLIGATIONS, DISBURSEMENTS AND BALANCES  
As of the Quarter Ending December 31, 2016

FAR No. 1

Department: Department of Budget and Management (DBM)  
Agency: Office of the Secretary  
Operating Unit: All  
Organization Code (UACS): 060010000000  
Fund Cluster: 01 - Regular Agency Fund

Authorization: 02 - Continuing Appropriations

Particulars	UACS CODE	Current Year Disbursements					Balances				
		1st Quarter	2nd Quarter	3rd Quarter	4th Quarter	Total	Unreleased Appropriations	Unobligated Allotment	Unpaid Obligations		
		Ending	Ending	Ending	Ending				(15-20) = (23+24)	Due and Demandable	Not Yet Due and Demandable
1	2	16	17	18	19	20=(16+17+18+19)	21=(5-10)	22=(10-15)	23	24	
Region IVA - CALABARZON	6001000000	11,500,000.00			11,825,515.00	23,325,515.00				700,000.00	
Regional Office - IVA	60010300004	11,500,000.00			11,825,515.00	23,325,515.00				700,000.00	
MOOE		11,500,000.00			11,825,515.00	23,325,515.00				700,000.00	
Region V - Ilocos	60010000000				9,850,000.00	9,850,000.00			0.20		
Regional Office V	60010300005				9,850,000.00	9,850,000.00			0.20		
MOOE					9,850,000.00	9,850,000.00			0.20		
Region VI - Western Visayas	60010000000								400,000.00		
Regional Office VI	60010300006								400,000.00		
MOOE									400,000.00		
Region VIII - Eastern Visayas	60010000000								3,300,000.00		
Regional Office VIII	60010300008								3,300,000.00		
MOOE									3,300,000.00		
Region IX - Zamboanga Peninsula	60010000000										28,500,000.00
Regional Office IX	60010300009										28,500,000.00
MOOE											28,500,000.00
Region X - Northern Mindanao	60010000000										3,145,000.00
Regional Office X	60010300010										3,145,000.00
MOOE											3,145,000.00
Region XI - Davao	60010000000				5,800,000.00	5,800,000.00					
Regional Office XI	60010300011				5,800,000.00	5,800,000.00					
MOOE					5,800,000.00	5,800,000.00					
National Capital Region (NCR)	60010000000								984,000.00		
Regional Office - NCR	60010300013								984,000.00		
MOOE									984,000.00		
Cordillera Administrative Region (CAR)	60010000000								802,668.00		
Regional Office - CAR	60010300014								802,668.00		
MOOE									802,668.00		
Region IVB - MIMAROPA	60010000000								300,154.00		
Regional Office - IVB	60010300017								300,154.00		
MOOE									300,154.00		
National Disaster Risk Reduction and Management Fund (Calamity)	1102401		8,939,000.00		22,515,000.00	31,454,000.00					
National Disaster Risk Reduction and Management Fund (Calamity)	9030000000		8,939,000.00		22,515,000.00	31,454,000.00					
Affected by Calamities, including Training of Personnel, and Other	000		8,939,000.00		22,515,000.00	31,454,000.00					
Department of Budget and Management (DBM)	60000000000		8,939,000.00		22,515,000.00	31,454,000.00					
Office of the Secretary	60010000000		8,939,000.00		22,515,000.00	31,454,000.00					
Region VI - Western Visayas	60010000000		8,939,000.00		8,939,000.00	8,939,000.00					
Regional Office VI	60010300006		8,939,000.00		8,939,000.00	8,939,000.00					
MOOE			8,939,000.00		8,939,000.00	8,939,000.00					

14

601

STATEMENT OF APPROPRIATIONS, ALLOTMENTS, OBLIGATIONS, DISBURSEMENTS AND BALANCES  
As of the Quarter Ending December 31, 2016

FAR No. 1

Department: Department of Budget and Management (DBM)  
Agency: Office of the Secretary  
Operating Unit: All  
Organization Code (UACS): 060010000000  
Fund Cluster: 01 - Regular Agency Fund

Authorization: 02 - Continuing Appropriations

Particulars	UACS CODE	Current Year Disbursements					Balances				
		1st Quarter	2nd Quarter	3rd Quarter	4th Quarter	Total	Unreleased Appropriations	Unobligated Allotment	Unpaid Obligations		
		Ending 31-Mar	Ending 30-Jun	Ending Sept. 30	Ending Dec. 31				(15-20) = (23+24)		
1	2	16	17	18	19	20=(16+17+18+19)	21=(5-10)	22=(10-15)	23	24	
Cordillera Administrative Region (CAR)	60010000000										
Regional Office - CAR	60010300014					22,515,000.00	22,515,000.00				
MOOE						22,515,000.00	22,515,000.00				
Pension and Gratuity Fund	1102407									13.14	
Pension and Gratuity Fund	9090000000									13.14	
For payment of retirement and terminal leave benefits	282009000000										8.94
Department of Budget and Management (DBM)	000										8.94
Office of the Secretary	60000000000										8.94
Region I - Ilocos	60010000000										0.46
Regional Office - I	60010300001										0.46
PS											0.46
Region VI - Western Visayas	60010000000										3.57
Regional Office VI	60010300006										3.57
MOOE											3.57
Region X - Northern Mindanao	60010000000										1.78
Regional Office X	60010300010										1.78
PS											1.78
National Capital Region (NCR)	60010000000										3.13
Regional Office - NCR	60010300013										3.13
PS											3.13
For payment of monetization of leave credits	103009000000										4.20
Department of Budget and Management (DBM)	000										4.20
Office of the Secretary	60000000000										4.20
Region I - Ilocos	60010000000										1.17
Regional Office - I	60010300001										1.17
PS											1.17
Region VI - Western Visayas	60010000000										2.40
Regional Office VI	60010300006										2.40
MOOE											2.40
Region X - Northern Mindanao	60010000000										0.83
Regional Office X	60010300010										0.83
PS											0.63

my BOP

STATEMENT OF APPROPRIATIONS, ALLOTMENTS, OBLIGATIONS, DISBURSEMENTS AND BALANCES  
As of the Quarter Ending December 31, 2016


FAR No. 1

Department: Department of Budget and Management (DBM)  
Agency: Office of the Secretary  
Operating Unit: All  
Organization Code (UACS): 060010000000  
Fund Cluster: 01 - Regular Agency Fund


Authorization: 02 - Continuing Appropriations

Particulars	UACS CODE	Current Year Disbursements					Balances			
		1st Quarter	2nd Quarter	3rd Quarter	4th Quarter	Total	Unreleased Appropriations	Unobligated Allotment	Unpaid Obligations	
		Ending 31-Mar	Ending 30-Jun	Ending Sept. 30	Ending Dec. 31				(15-20) = (23+24)	Due and Demandable
1	2	16	17	18	19	20=(16+17+18+19)	21=(5-10)	22=(10-15)	23	24
Rehabilitation and Reconstruction Program	1102411		2,891,500.00			2,891,500.00		4,246,443.00		
Rehabilitation and Reconstruction Program	9090000000		2,891,500.00			2,891,500.00		4,246,443.00		
Relief and Rehabilitation Effort	282009000000		2,891,500.00			2,891,500.00		4,246,443.00		
Department of Budget and Management (DBM)	6000000000		2,891,500.00			2,891,500.00		4,246,443.00		
Office of the Secretary	6001000000		2,891,500.00			2,891,500.00		4,246,443.00		
Region IVA - CALABARZON	6001000000		2,891,500.00			2,891,500.00		4,246,443.00		
Regional Office - IVA	6001030004		2,891,500.00			2,891,500.00		4,246,443.00		
MOOE			2,891,500.00			2,891,500.00		4,246,443.00		
Region IX - Zamboanga Peninsula	6001000000							4,246,443.00		
Regional Office IX	6001030009							4,246,443.00		
MOOE								4,246,443.00		
GRAND TOTAL		2,983,207,385.97	5,229,100,775.12	1,987,797,253.17	531,853,489.40	10,731,958,903.66		473,672,196.51	8,002,210.89	331,651,741.48
PS								7.17		
MOOE		2,983,045,446.97	5,228,631,194.31	1,984,057,043.60	517,335,295.82	10,713,068,980.70		230,825,345.94	7,821,428.56	311,131,729.55
FinEX		5,440.00	1,955.33	3,060.00	2,221.00	12,676.33		83,707.67		
CO		156,499.00	467,625.48	3,737,149.57	14,515,972.58	18,877,246.63		242,763,135.73	180,782.33	20,520,011.83

Recommended By:

  
DOLORES E. GALURA  
Director, FS  
Date:

Approved By:

  
ATTY. AGNES JOYCE A. BAILEN  
Undersecretary for Internal Management  
Date:

This report was generated using the Unified Reporting System

LIST OF ALLOTMENTS AND SUB-ALLOTMENTS

As of the Quarter Ending December 31, 2016

Department: Department of Budget and Management (DBM)

Authorization: 01 - Current Year Appropriations

Agency: Office of the Secretary

Operating Unit: Central Office

Organization Code (UACS): 060010100000

Fund Cluster: 04 - Special Account - Foreign

Assisted/Grant

No.	Allotments / Sub-Allotments		Funding Source		Allotments					Sub-Allotment to Regions/Operating Units					Total Allotments / Net of Sub-allotments				
	Number	Date	Description	UACS Code	PS	MOOE	CO	FINEX	Total	PS	MOOE	CO	FINEX	Total	PS	MOOE	CO	FINEX	Total
1	2	3	4	5	6	7	8	9	10=(6+7+8+9)	11	12	13	14	15=(11+12+13+14)	16	17	18	19	20=(16+17+18+19)
	A. Allotments received from DBM																		
	National Capital Region (NCR)																		
	Central Office																		
	SARO-BMB-C-16-0006545	3/18/2016	Germany	4104161		2,116,125	792,000		2,908,125										
	Sub-total					2,116,125	792,000		2,908,125										
	Total Allotments					2,116,125	792,000		2,908,125										
	Summary by Funding Source Code:																		
			Germany	4104161		2,116,125	792,000		2,908,125										

Certified Correct:

*Eden D. Pangilinan*  
EDEN D. PANGILINAN  
Chief Administrative Officer

Certified Correct:

*Esperanza Q. Ignacio*  
ESPERANZA Q. IGNACIO  
Chief Accountant

Recommended by:

*Dolores E. Galura*  
DOLORES E. GALURA  
Director, Finance Service

Approved By:

*Agnes Joyce G. Bailen*  
ATTY. AGNES JOYCE G. BAILEN  
Undersecretary